



State of Palestine
Ministry of Education

NEW
EDITION

English for Palestine

PUPIL'S BOOK **8B**

Authorship & Curriculum Supervisory Committee

Mr Ali Manassra (General Supervision)	Ministry of Education
Mr Othman Diab Amer (Coordinator)	Ministry of Education
Mrs Reem Ayoush	Ministry of Education
Dr Samir M Rammal	Birzeit University
Dr Hazem Y Najjar	Bethlehem University
Mr Hassan Karableyeh	Ministry of Education
Ms Rula Naji Khalil	Ministry of Education
Ms Basima Adel Al-Arooqi	Ministry of Education
Ms Ruqayyah Abdul-Rahman Abu Al-Rub	Ministry of Education
Ms Lina Rasheed Bitar	Ministry of Education
Ms Samiya Qasim Khaleel Obeid	Ministry of Education

Contents

Unit and contexts	Language	page
8 Different people, different clothes <ul style="list-style-type: none"> – making comparisons – buying and selling – preparing a ‘Lost’ public announcement 	Structure: comparison of adjectives, <i>er / est</i> and <i>more / most</i> forms; comparison of adverbs, including irregulars <i>hard / fast / well</i> Pronunciation: numbers (tens and teens) Writing: writing quick notes; writing a public announcement	4
9 The world of food <ul style="list-style-type: none"> – talking about quantities – planning a class picnic 	Structure: <i>some / any; (How) much / many</i> ; indefinite / definite & generic forms Pronunciation: rhyme Dictionary: countable and uncountable nouns Writing: topic sentences	16
10 Back home in Palestine <ul style="list-style-type: none"> – identifying people and things – describing a photo of friends 	Structure: <i>It’s the house on the corner. Which is John? He’s the one with dark hair / in a green jacket.</i> ; defining relative clauses with <i>who, which, and that</i> as subject relatives Pronunciation: <i>th /ð/</i> and <i>th /θ/</i> Dictionary: complete entries using <i>which</i> or <i>that</i> to produce clauses Writing: using pronouns instead of nouns	28
11 A Palestinian wedding <ul style="list-style-type: none"> – making and responding to offers – talking about purpose – preparing for a wedding 	Structure: offers and responses; purpose <i>to</i> and <i>in order to</i> Pronunciation: silent letters Writing: commas, apostrophes and full stops	40
12 Finding out about names <ul style="list-style-type: none"> – reporting statements, questions and responses – telephone language – checking information on the phone – writing a formal letter 	Structure: reported statements, no tense shift; <i>Wh</i> questions reported with a noun form; reported <i>Wh</i> questions, no tense shift Pronunciation: numbers and spellings Dictionary: matching different meanings of the same word to the correct definition Writing: writing a business letter	52
13 When Islam came to Spain <ul style="list-style-type: none"> – finding out about personal routines – describing a famous Palestinian building 	Structure: two-part verbs with no object; two-part verbs with object noun in final position; two-part verbs with object noun in middle or final position and object pronoun in middle position only Pronunciation: rhyming words Writing: topic sentences	64
7 Revision 1		76
My dictionary		82

Different people, different clothes

1 Listen and repeat. 1

مساعد assistant	سنتيمتر centimetre (cm)	مجنون ب crazy about	دولار dollar
صف grade	just (= exactly) بالضبط	smart انيق	size نمرة

Word formation

sports + shop = sports shop محل رياضة
 coffee + shop = coffee shop مقهى
 shoe + shop = shoe shop محل احذية
 clothes + shop = clothes shop محل ملابس

2 Look at the picture on the next page. Describe it.

- The picture seem to be going
- shopping bags,
- Yasmeen and her mother seem to be into a sports shop.
- and so they shows Mrs Haifawi, on a shopping trip together.
- The four of them are carrying her children and Omar.

3 Listen and answer the questions. 2

- Who does Mrs Haifawi want to buy a gift for? She wants to buy a present for Ahmad
- What kind of thing do they decide to buy? they decide to buy trainers
- What size do they have to get? They have to get size 36
- How much is the gift? It's \$99.99

4 Listen and read. Find the words and phrases from activity 1. 3

Mrs Haifawi is ^{search} looking for a gift for Ahmad, Omar's younger brother.

Mrs Haifawi Omar, what would Ahmad like? هدية

Omar A T-shirt perhaps.

Mrs Haifawi No, let's find something better than that. Something more ^{افضل} exciting. مثير
interesting

Adnan Ahmad is crazy about basketball, isn't he?

Omar Yes, everyone says he's the best player in Grade 6. لاعب

Yasmeen So what about some ^{بوت} trainers?

Omar He'd love that! He's growing ^{بسرعة} fast, and his old ones are getting small. يكبر
quickly new big

Mrs Haifawi Let's go into this sports shop.

Adnan Look, here are the trainers.

Yasmeen These red ones look ^{جميل} smart. beautiful

Mrs Haifawi But they don't seem as strong as these green ones. قوي

Omar Yes, they're great, but they're only size 32 and Ahmad is almost a 36.

Mrs Haifawi Are his feet really as big as that? He's going to be very ^{طويل} tall! طويل

Omar You're right. I'm 165 centimetres, and he's almost as tall as me already. short

Mrs Haifawi Let's ask the assistant ... Excuse me.

Assistant How can I help you?

Mrs Haifawi These are nice, but we need them in a ^{اكبر} larger size. Size 36. اكبر

Assistant Here you are. مناسب تماما

Omar Ah, yes, these are just right. suitable

Mrs Haifawi Good. How ^{كم ثمن} much are they, please? كم ثمن

Assistant They're ninety-nine dollars ninety-nine.

Mrs Haifawi Good. We'll take them.

Everyday English

These are just right.
They're ninety-nine dollars ninety-nine.



1 Read. Add new words from period 1. Make any changes needed.

- 1 **A** Some of my clothes are really old.
B You're right. And first, I think you need a smart new jacket.
- 2 **A** What's your favourite sport?
B Well, I like lots of sports, but I'm really crazy about football.
- 3 **A** What size dress do you wear?
B I'm a twelve.
- 4 **A** I can't find the right kind of hat.
B Let's ask that assistant over there ... Hello! Excuse me!
- 5 **A** I'm quite upset. I helped Tariq, but he never said thank you.
B I know just how you feel. The same thing happened to me recently.
- 6 **A** How long have you been learning English?
B I've been studying English since I was in Grade 1 at school.
- 7 **A** How tall is Ibrahim now?
B He's almost two metres now – 197 centimetres, in fact.

2 Listen and check. Then practise in pairs.  **4**

3 Read again and answer the questions.

- 1 Why doesn't Mrs Haifawi want to buy a T-shirt for Ahmad? **She wants to find something better and more exciting**
- 2 How does Ahmad feel about basketball? **He's crazy about it**
- 3 How good is he at basketball? **He's the best player in Grade 6**
- 4 What is good about the red trainers? **They look nice**
- 5 What is better about the green trainers? **They are stronger**
- 6 What is Mrs Haifawi very surprised to hear? **That Ahmad's feet are very big**
- 7 What does she think this means for Ahmad in the future? **He's going to be very tall**
- 8 How does the assistant help? **The assistant gets the shoes in size 36**

4 Work in pairs. Listen again and practise the conversation.



Adjectives

- 1 Read the explanation.
- 2 Complete the statements. Use the adjectives in brackets.



Remember that we compare things in these different ways.

The white trainers are **the cheapest** of all the trainers.

The red ones are **more expensive than** the white ones, but they are **cheaper than** the green ones.

The green ones are **the most expensive** of them all.



Remember that we compare things in these different ways.

! good, better, best bad, worse, worst

- 1 The green jacket is larger than the grey one, but it is smaller than the brown one. (large, small)
- 2 The green jacket is cheaper than the brown one, but it is more expensive than the grey one. (cheap, expensive)
- 3 The grey jacket is the smallest of the three jackets, and it is also the cheapest of them all. (small, cheap)

3 Read sentences 1-4.

- 1 He is almost **as tall as** me.
- 2 Are his feet really **as big as** that?
- 3 The red trainers do **not seem as good as** these green ones.
- 4 These green ones seem **better than** them.

Look at the sentences again. Tick (✓) the best way to complete the statements.

- 1 We use *as + adjective + as* to say that two things are
a) the same b) different in the meaning of the adjective.
- 2 We use *not as + adjective + as* to say that two things are
a) the same b) different in the meaning of the adjective.
- 3 We often use *not as + adjective + as* instead of a comparative form.
Omar is a) older b) younger than Ahmad.
Ahmad is not as a) old b) young as Omar.

1. الصفات القصيرة: مقارنة وتفضيل باستخدام القاعدة: adj+er+than/the+adj+est

2. الصفات الطويلة: مقارنة وتفضيل باستخدام القاعدة: more+adj+than the+most+adj

3. التساوي وعدم التساوي باستخدام القاعدة: as+adj+as / not as+adj+as

4. الصفات الشاذة وهي:

good - better - best
bad - worse - worst

4 Rewrite the statements with *as ... as* or *not as ... as*.

Ameera is **not as good at English as** Maha.

- 1 Omar is good at basketball, and Ahmad is good, too. **Omar is as good at basketball as Ahmad.**
- 2 The red trainers and the green ones are smart. **The red trainers are as smart as the green ones**
- 3 Ahmad is better than the other players in Grade 6. **The other players in Grade 6 aren't as good as Ahmad**
- 4 Ahmad is going to be taller than Omar. **Omar isn't going to be as tall as Ahmad.**

5 Work in pairs. Talk about famous people like singers and football players.

Use adjectives like these: beautiful, famous, good, great

- A I think (name) is more beautiful than (name).
- B Yes, but I don't think she's as beautiful as (name).

1 Listen and repeat.  5

حاجيت	بارتياح	coat	comfortably
اثناء	قفازات	during	gloves
خوذة واقية	امان	hard hat	safety
سميك	زي	thick	uniform
	كندا	Kuwait	Mexico
	المكسيك		

Word formation	مرتب	غير مرتب	مريح	غير مريح
Adjectives	tidy	untidy	comfortable	uncomfortable
Adverbs	tidily	untidily	comfortably	uncomfortably

2 Listen. Add new words from activity 1. Make any changes needed.  6

- 1 A Did you do anything interesting during the holidays?
 B Yes, we went to stay with our cousins in Jenin.
- 2 A Why do the engineers on the new bridge wear hard hats on their heads?
 B Because there's always a danger of things falling on them. They also wear safety boots to protect their feet and gloves to protect their hands, too.
- 3 A It's very cold outdoors this evening. You'd better wear your winter coat.
 B Yes, and I'm going to wear a thick sweater, too.
- 4 A Why does he always dress so untidily? He looks a real mess!
 B Yes, I've told him he must try to look more tidy, but he doesn't listen.
- 5 A These winter clothes are heavy and uncomfortable but we need them outdoors in this cold weather.
 B Well, I prefer to stay indoors and keep warm. Then I can dress comfortably.
- 6 A Here's a photo of Ali in his new police uniform. He looks very smart.
 B Yes, you can see that he's very proud of it, can't you?

3 Listen and check. Then practise in pairs. 

4 Look at the picture. Answer the questions.

- 1 What do you think these people are waiting for? **bus**
 2 What do you think they are talking about? **the snow**
 3 What are they wearing? **He's wearing a scarf, a jacket, gloves and trousers, she's wearing a hat, coat, boots and gloves.**



5 Listen and number the clothes as you hear them.  7



6 Talk about the clothes that you wear.

- A What do you like wearing in the spring / summer / autumn / ...?
 when it's hot / warm / cool / ...?
- B In the (spring), I (sometimes) wear a (light / heavy) ...
 (often) some (thin / thick) ...
 (usually) (warm / cool) ...

1 Look at the pictures. Describe the people. Use words from period 4, activity 1 to help you talk about their clothes.

2 Read and mark the statements true (✓) or false (X).

- 1 For Deema's work, it is important to dress smartly.
- 2 In Canada, the summer is not as long as the winter.
- 3 Maria has dressed nicely for the party, but she feels the family is not important.
- 4 In Abdullah's work, accidents did not use to happen as often as they do now.
- 5 Abdullah is only wearing these things because he has to, but all the other workers like their clothes.

Work in pairs. Check your answers and correct the false ones.

1 I like my police uniform, and I wear it proudly. I'm proud that we help protect our country and our people. We all are, and we always try hard to be smart and tidy, too. We feel that people trust us more because we dress as smartly and tidily as we can.



5 Deema, from Palestine



During our terrible, long, dark winters, we have to wear warm sweaters and thick jackets and trousers when we go outdoors. But the summer is completely different. For three short months, it's beautiful and warm. We can dress much more comfortably in thin T-shirts and jeans or shorts.

Bill, from Canada

Today, I'm dressing as nicely as I can in my beautiful, long, green dress and my new jacket. We're having a big family party, you see, and we all want to look our best. If we don't try our hardest and do our best, it's like saying the family isn't important.

Maria, from Mexico



In my work, people used to be much more careless than today, and accidents often happened. Today, we do things more carefully than we did then. We protect ourselves as well as we can with hard hats, safety boots and thick gloves. They're uncomfortable, but they're better than a horrible accident. 'Better safe than sorry,' I always say.

Abdullah, from Kuwait

3 Listen and read aloud. 8

1 Read and complete the table.

Complete the table.

Use these ideas to help complete parts 3 and 4 of the table.

Column 3:	green dress and new jacket	police uniform
	safety clothes	T-shirt and jeans

Column 4:	a family party	the warm weather	work	work
-----------	----------------	------------------	------	------

1 Name:	2 Country:	3 Clothes:	4 For:
<u>Deema</u>	from <u>Palestine</u>	<u>police uniform</u>	<u>work</u>
<u>Bill</u>	from <u>Canada</u>	<u>T-shirt and jeans</u>	<u>the warm weather</u>
<u>Maria</u>	from <u>Mexico</u>	<u>green dress and new jacket</u>	<u>a family party</u>
<u>Abdullah</u>	from <u>Kuwait</u>	<u>safety clothes</u>	<u>work</u>

2 Work in pairs. Ask and answer questions for Young World.

Young World is doing a report on ‘The clothes we wear every day’.

- A Excuse me, but could I ask you some questions, please, (name)?
- B Yes, of course. How can I help?
- A Well, first, where are you from?
- B I’m from (country).
- A And now let’s talk about your clothes. What are you wearing today – and why?
- B I’m wearing my (clothes), and I’m wearing (it /them) for (reason).



3 Read again and answer the questions.

Because she feels people trust her more when she’s smartly dressed

- 1 Why does Deema always try to look smart in her uniform?
- 2 Why does Bill need a lot of very different clothes? *Because he needs different clothes for summer and winter.*
- 3 Why does Maria think it is important to look her best at the family party today? *Because family is important*
- 4 It is hot, so why is Abdullah wearing those thick, heavy gloves and boots? *He wearing them for safety / to protect himself against accidents.*

4 Read again. Say what the underlined words mean.

All the police officers are proud that they help to protect their country and

- 1 Line 2: We all are, and we always try hard to be smart, too.
- 2 Line 9: We can dress much more comfortably .*They can wear clothes that are very comfortable.*
- 3 Line 13 and line 14: ... , and we all want to look our best. *Everyone in her family*
- 4 Line 21: ‘Better safe than sorry,’ I always say. *It’s better to do something that makes you safe; if you don’t do it, you might have a bad accident.*

5 Work in pairs. Listen again. Then read the passages aloud.



1 Read Maria's words in the table. Add the adjectives to the table.

I'm dressing in my beautiful, long, green dress.

Now add this woman's adjectives to the table.

Adjectives			Noun
Speaker's feeling <small>راي</small>	General description <small>وصف</small>	Colour <small>لون</small>	الغرض
beautiful,	long,	green	dress
<u>beautiful</u>	<u>warm</u>	<u>yellow</u>	sweater
<u>some nice</u>	<u>thick</u>	<u>grey</u>	gloves



Hello, Tom, I've just bought our presents for the children. I've got a beautiful, warm yellow sweater for Jean.

And I've found some some nice, thick grey gloves.

Now write what she is saying.

2 Look at the passages in period 4. Add adverbs to the table. Then think of more adjectives and adverbs to complete the table.

Regular		y + ily		-ble + y		Irregular	
Adj	Adv	Adj	Adv	Adj	Adv	Adj	Adv
<u>proud</u>	<u>proudly</u>	<u>tidy</u>	<u>tidily</u>	<u>comfortable</u>	<u>comfortably</u>	<u>hard</u>	<u>hard</u>
<u>quick</u>	<u>quickly</u>	<u>happy</u>	<u>happily</u>	<u>terrible</u>	<u>terribly</u>	<u>fast</u>	<u>fast</u>
<u>short</u>	<u>shortly</u>	<u>heavy</u>	<u>heavily</u>	<u>acceptable</u>	<u>acceptably</u>	<u>early</u>	<u>early</u>
<u>safe</u>	<u>safely</u>	<u>sunny</u>	<u>sunnily</u>	<u>horrible</u>	<u>horribly</u>	<u>late</u>	<u>late</u>
<u>careful</u>	<u>carefully</u>					<u>good</u>	<u>well</u>

3 Complete the sentences. Use the correct forms of the words in brackets.

- A I can't work comfortably in these heavy boots. I don't want to wear them.

B But you must. It's more important to be safe than comfortable. (comfortable)
- A We have to be fast _____!

B I know. If we don't go fast _____, we'll miss the bus. (fast)
- A Khalid paints very well _____.

B And he's good _____ at drawing, too. (good)
- A Our teacher is very tidy _____.

B Yes, and after school, she always puts everything away tidily _____. (tidy)
- A I've got a very bad _____ backache.

B I've got something wrong, too. My shoulder hurts badly _____. (bad)

4 Listen and check. Then practise in pairs. 9

Language 2: comparative and superlatives

Adverbs

1 Read the sentences.

- | | |
|-------------------------------------------------------------------------------------------------------------------------------|--------------------------------------------------------------------------------------------|
| 1 I am proud . الصفة تصف الاسم او الضمير | 6 We dress as smartly as we can. نفس قاعدة الصفات |
| 2 I wear the uniform proudly . الظرف يصف الفعل | 7 People did not do things as carefully as they do now. |
| 3 We work hard . We try our hardest . | 8 He does not drive as fast as he used to. |
| 4 In Summer, we dress more comfortably than in winter. معظم الظروف تتبع قاعدة الصفات | 9 We protect ourselves as well as we can, and we do the best we can. |
| 5 Deema dresses the most smartly of all the new police officers. | |

Look at the sentences again. Tick (✓) the best way to complete the statements.

- Adjectives tell us more about a) verbs b) nouns .
- Adverbs usually tell us more about a) verbs b) nouns .
- Adverbs often come from a) nouns b) adjectives .
- We use comparative forms of adverbs to compare a) actions b) things
Most form like a) *more/most* b) *~er/~est* adjectives.
- We can also compare actions like this: (*not*) as ... as with a) adjectives b) adverbs
- Some short adverbs like *hard, fast, early, late* do not add *~ly*, and they have comparative forms like a) *more/most* b) *~er/~est* adjectives.
- The adverb from *good* is a) *goodly* b) *well*
When we compare actions with this adverb, the forms are a) *better, best* b) *weller, wellest* .

Note: The adverbial forms from *bad* are *badly, worse, worst*.

2 Write complete sentences. Compare the people in two ways.

- a Deema dresses / smart / Bill Deema dresses more smartly than Bill.
b Bill does not dress / smart / Deema Bill does not dress as smartly as Deema.
- a Bill dresses / comfortable / Abdullah Bill dresses more comfortably than Abdullah
b Abdullah does not dress / comfortable / Bill Abdullah does not dress as comfortably as Bill
- a today, Maria is being careful / she usually is Today, Maria is being more careful than she usually is
b Maria is not usually / careful / she is today Maria is not usually as careful as she is today

Now compare with irregular adverbs.

- a Maria dresses / good / Bill Maria dresses better than Bill
b Bill does not dress / good / Maria Bill does not dress as well as Maria
- a Deema tries / hard / the other officers to be smart Deema tries harder than the other officers to be smart
b The other officers do not try / hard / Deema to be smart The other officers do not try to be smart as hard as D
- a Bill gets up / early / in the summer / the winter Bill gets up earlier in the summer than in the winter
b Bill does not get up / early / in the winter / the summer Bill does not get up as early in winter as in summer

1. تتحول معظم الظروف مثل الصفات الطويلة (مثال 5+4)
2. في حالة التساوي وعدم التساوي نستخدم نفس قاعدة الصفات (الأمثلة 9+8+7+6)
3. نطبق قاعدة الصفات القصيرة على الظروف الأربعة الشاذة وهي *early, late, fast, hard*
4. الظرف من *bad* هو *badly* والظرف من *good* هو *well*، وفي المقارنة والتفضيل يتبعان نفس قاعدة الصفات الشاذة

1 Complete the conversation.



Ameer Let's buy the dark grey coat. I think it
 (1) is as good as (be, good) the black coat. And there's one more thing, too:
 it (2) isn't as expensive as (not be, expensive) the black one.

Salwa Sorry, but I really don't think it (3) is as good as (be, good) the black coat.

Ameer Oh, really? Why not?

Salwa Well, first, it (4) isn't as long as (not be, long) the black coat. And secondly,
 it (5) isn't as thick as (not be, thick) the black one. That means it
 (6) won't be as warm as (will not be, warm) the black coat when the weather is
 cold. And finally, it (7) isn't as smart as (not be, smart) the black coat.

Ameer OK, OK! So let's buy the black one.

2 Compare the three students. Complete the sentences.

	Ali	Tariq	Sadiq
How carefully are they working?	*****	****	***
How fast are they writing?	****	***	*****
How tidily are they working?	***	*****	****

1 **A** Tariq (work) (careful) Sadiq, but he (not work) (careful) Ali

B You're right. Ali (work) (careful) of all three *You're right. Ali is working the most carefully of all three*

2 **A** Ali (write) (fast) Tariq, but he (not write) (fast) Sadiq

Ali is writing faster than Tariq, but he is not writing as fast as Sadiq


B You're right. Sadiq *is writing the fastest* (write) (fast) of all three

3 **A** Sadiq (work) (tidy) Ali, but he (not work) (tidy) Tariq

B You're right. Tariq (work) (tidy) of all three

is working more tidily than is not working as tidily as

is working the most tidily



Ali

Tariq

Sadiq

1 **A** Tariq is working more carefully than Sadiq, but he is not working as carefully as Ali

1 Name the shops in the picture. Use these words to help you.

baker's bookshop butcher's
 clothes shop coffee shop
 greengrocer's grocer's music shop
 shoe shop sports shop



2 Listen to three conversations. 10



- 1 At the clothes shop
 2 At the sports shop
 3 At the a bookshop

3 Listen again. Note the things people are buying. Note how much they are.



Things	How much
1 <u>a jacket</u>	<u>118.80</u>
2 <u>football boots</u>	<u>199</u> and <u>119.90</u>
3 <u>books</u>	<u>35</u>

4 Practise your pronunciation: numbers (tens and teens). 11



1 Listen and tick the numbers that you hear.

- | | | | |
|------------------------------------------------|-------------------------------------------|-------------------------------------------------|--------------------------------------------|
| a thirteen <input checked="" type="checkbox"/> | thirty <input type="checkbox"/> | e seventeen <input checked="" type="checkbox"/> | seventy <input type="checkbox"/> |
| b fourteen <input checked="" type="checkbox"/> | forty <input type="checkbox"/> | f eighteen <input type="checkbox"/> | eighty <input checked="" type="checkbox"/> |
| c fifteen <input type="checkbox"/> | fifty <input checked="" type="checkbox"/> | g nineteen <input checked="" type="checkbox"/> | ninety <input type="checkbox"/> |
| d sixteen <input type="checkbox"/> | sixty <input checked="" type="checkbox"/> | | |

2 Listen and mark the word stress for each word. Repeat the words.



5 Work in pairs. Read and act out.

Woman I'll take these three, please.
Assistant That's nine fifteen, eleven fifty, and fourteen ninety-five.
 That's thirty-five sixty all together, please.
Woman Here you are. Twenty ... thirty ... forty.
Assistant And here you are. Four forty.
Woman Thank you.
Assistant Would you like them in a bag?
Woman Oh, yes, please.
Assistant Here you are.
Woman Thanks. Oh! They're quite heavy!
Assistant Yes, you're right. You've really got lots to read now!

1 Listen and write down what you hear.  **12**

2 Read the information.

When we write quick notes, we often use short forms like these.
Find more examples in the notes below.

- Leave out words.
Ben is wearing a green T-shirt, ... changes to: *Ben: green T-shirt, ...*
- Use signs instead of words.
and changes to: *&*
- Use numbers and abbreviations instead of words.
one metre twenty / ninety-five centimetres changes to: *1.2m / 95cm*

3 Read the police officer's notes. Then write her public announcement.



What they look like:
Ben: 1.2m tall; short, dark brown hair
Ann: not as tall as Ben - 1.1m tall;
long, light brown hair

Names: Ben & Ann Wood
How old: Ben - 10, Ann - 8

What they are wearing:
Ben: green T-shirt, dark blue jeans, red trainers
Ann: long, pink dress, white socks, black shoes

Paragraph 1: (Start like this.)

We are looking for two lost children somewhere in or near the shops. Their mother last saw them twenty minutes ago. Have you seen them more recently? If you have, please tell us.

Paragraph 2: (Give the children's names and ages.)

Their names are Ben and Ann. Ben is 10 and Ann is 8.

Paragraph 3: (Describe Ben – what he looks like and what he is wearing.)

Ben is 1.2 m tall and has short, dark brown hair. He's wearing a green T-shirt, dark blue jeans and red trainers.

Paragraph 4: (Describe Ann – what she looks like and what she is wearing.)

Ann is not as tall as Ben. She's 1.1 m tall and she has long light brown hair. She's wearing a long pink dress, white socks and black shoes.

Paragraph 5: (Use these notes to help you finish.)

If you see Ben and / or Ann, please take them to the Information Desk, next to the bank. Thank you.

If you see B & A, please take them > Info. Desk – next to the bank.

4 Work in pairs. Use the description to find the children.

- 1 Take turns to read out the description, paragraph by paragraph.
- 2 Look at the picture of the shops on page 13 to find the children.
- 3 Say where the children are and what they are doing. *They are outside the 'Cup and Cake'. They are looking at the cakes in the window.*

1 Work in pairs. Choose your 'lost' children.

Look at the picture on page 13 again, and choose a new boy and girl.

A Let's choose the ones in front of (the flowers).
near (the shoe shop).

B Or let's talk about the ones between (the baker's) and (the bank).

Now describe and make up information about each child and write notes. Compare notes and make sure they say the same things about each child.

Unit task: You are going to write another 'lost' public announcement.

2 Work in different pairs. Act out a conversation between the parent and the police officer.

Student A		Student B
Start the conversation like this: 'Excuse me, Officer, but I've got a big problem.'	➔	
	➔	Ask how you can help.
Tell the Officer about the problem. Say that you have been looking everywhere and getting more and more upset.	➔	
	➔	Say that you will make notes. Ask how long ago the parent last saw them.
Say when and where you last saw them.	➔	
	➔	Make notes. Ask for the children's names and how old they are.
Give the information.	➔	
	➔	Make notes. Ask the parent to describe the children.
Describe each child in turn	➔	
	➔	Make notes. Then thank the parent. Say that you hope to get the children back very soon.
Thank the Officer.		

3 Write the public announcement.

Use your public announcement from period 11, together with your new notes.

4 Work in different pairs. Find the children.

- 1 Take turns to read out your announcements.
- 2 Take turns to listen, to look at the picture, and to find the children.
- 3 Say where the children are and what they are doing.

1 Listen and repeat.



علبة can	علبة كرتون carton	لكل واحد each	لحمة مفرومة ground meat	مرتبان jar
قائمة list	لتر litre	عادي regular	معجون بندورة tomato paste	علبة tub

2 Look at the picture on the next page. Describe it.

- | | | |
|-------------------|--------------------------------------|--------------------------|
| 1 The picture | 4 is writing a list of things | 2 the food they have. |
| 2 She and Yasmeen | 3 standing in the kitchen | 4 to go and buy. |
| 3 Adnan | 1 shows Mrs Haifawi and her children | 1 in their kitchen. |
| 4 Perhaps he | 2 seem to be checking | 3 and writing something. |

3 Listen and answer the questions.



14

- 1 What are Adnan and Yasmeen going to do for their mother? **They're going to do the shopping for her**
- 2 How many things to buy can you remember?
- 3 Why are Adnan and Yasmeen happy at the end? **Because their mother says they can have an ice cream each**

4 Listen and read. Find the words from activity 1.



15

- Mrs Haifawi** Could you do some shopping for me?
- Adnan** Fine. I'll make a list.
- Mrs Haifawi** Right. I want to make some kebabs, but we don't have any ground meat.
- Yasmeen** How much should we get?
- Mrs Haifawi** A kilo, please.
- Adnan** Ground meat ... one kilo.
- Yasmeen** There aren't any tomatoes either. How many should we get?
- Mrs Haifawi** About two kilos.
- Yasmeen** And is there any tomato paste?
- Mrs Haifawi** No, there isn't. So get a large carton.
- Adnan** Tomatoes ... two kilos ... Tomato paste ... a large carton.
- Yasmeen** Are there any olives?
- Mrs Haifawi** There are some, but not many.
- Yasmeen** How many would you like?
- Mrs Haifawi** Get a small jar.
- Yasmeen** And there isn't much olive oil.
- Mrs Haifawi** So please get a large can – two litres.
- Adnan** Olives ... one small jar ... Olive oil ... one two-litre can.
- Mrs Haifawi** And let's get some ice cream for everyone.
- Yasmeen** Oh, good! But how much? A large tub?
- Mrs Haifawi** No, just the regular size, please.
- Adnan** Right. Ice cream ... one regular tub.
- Mrs Haifawi** Oh, and one more thing ... Buy yourselves an ice cream each.
- Yasmeen** Thanks!



Everyday English

Oh, and one more thing ...

1 Read. Add new words from period 1. Make any changes needed.

1 **A** I'll get a kilo of ground meat to make kebabs for us.

B I think that's more than we need. We only need half a kilo.

2 **A** We need two jars of olives, but do you want black or green ones?

B Could you get one of each kind, please?

3 **A** Do you use a lot of olive oil in your cooking?

B Yes, I do, so could you get me a two-litre can, please?


4 **A** And there's something else to add to the shopping list: milk.

B Right. I'll get a large bottle – two litres.

5 **A** We've got lots of tomatoes, but we haven't got much tomato paste.

B Right, so I'll get a large carton or tub.

A No, not a large one. The regular size will be fine.



2 Listen and check. Then practise in pairs.  16

3 Work in pairs. Make a list of other things for Adnan's shopping list.

a bag of **carrots**

a bottle of **water**

a box of **apples**

a packet of **biscuits**

We also need a ...,
a ..., a ... and a ...

apples

biscuits

carrots

water

4 Read again and answer the questions.

- 1 How much ground meat has Mrs Haifawi got, and how much does she need? **She hasn't got any. She needs a kilo**
- 2 What does she want to do with it? **She wants to make some kebabs**
- 3 Are there any tomatoes, and how many does she need? **She hasn't got any tomatoes. She needs 2 kilos**
- 4 Is there any tomato paste, and how much does she need? **She hasn't got any tomato paste. She needs a large carton**
- 5 Are there any olives, and how many jars does she want? **She hasn't got many olives. She needs a small jar**
- 6 Is there any olive oil, and how much does she want? **She hasn't got much olive oil. She needs a large can**
- 7 How much ice cream are Adnan and Yasmeen going to get for the family? **They're going to get a regular size**
- 8 How many ice creams are they going to get for themselves? **They're going to get one each**

5 Work in pairs. Listen again and practise the conversation. 

1 Read the questions and answers.

A Are there **any** tomatoes?

B Yes, there **are some** tomatoes. Or: **B** No, there **are not any** tomatoes.

A Is there **any** tomato paste?

B Yes, there **is some** tomato paste. Or: **B** No, there **is not any** tomato paste.

Look at the sentences again. Then add the words **some** and **any**.

- We use **some** in **affirmative 'Yes' statements with uncountable nouns and also with plural countable nouns.**
- We use **any** in **negative 'No' statements** with uncountable nouns and also with plural countable nouns.
- We usually use **any** in **open 'Yes/No' questions** with uncountable nouns and also with plural countable nouns.

Note: With singular countable nouns, we use a/an.

2 Ask and answer questions about the pictures with the conversation.

A Are there any burgers?

B No, there aren't any burgers, but there are some kebabs.

burgers – kebabs
lemons – tomatoes
orange juice – tomato juice
vegetable oil – olive oil

3 Read the questions and answers.

countable **A** How **many** olives **are** there? **B** There **aren't many**.

uncountable **A** How **much** olive **oil is** there? **B** There **isn't much**.

Now add the words **much** and **many**.

- We use **many** and **much** to talk about the quantity of something.
- We use **many** with countable nouns and **much** with uncountables.
- We can ask: *How **many** are there?* or: *How **much** is there?*
- We often use *many* and *much* in negative statements:
*We haven't got **many** kebabs, and we haven't got **much** ground meat.*

4 Work in pairs. Ask and answer questions about Mariam's shopping list.

A How many apples / much apple juice does she want?

B She doesn't want many / much. She just needs a kilo / a carton.

apples 1 kilo
apple juice 1 carton
lemons half a kilo
lemon juice 1 small bottle

5 Work in pairs. Write and dictate shopping lists.

Write a shopping list like Mariam's. Do not show it to your partner. Then speak and write.

Student A: *We need some (orange juice), but we haven't got any.*

Student B: *How (much) do we need?* **Write:** *Orange juice – 4 cartons.*

Now compare your shopping lists and notes. They should be the same!

1 Listen and repeat.  17

مناخ climate	يصدر export	يستورد import	محتمل probably	ينتج produce	النوعية quality		
American أمريكي	Brazil البرازيل	China الصين	India الهند	Italy إيطالي	Japan اليابان	Kuwait الكويت	Russia روسيا
	الكمية quantity	معكرونة spaghetti	قمح wheat				

2 Listen. Add new words from activity 1. Make any changes needed.  18

- 1 A Do you produce all the parts for these cars here in this country?
 B No, no, we import lots of them from other countries, and we put everything together here. Then we export most of the cars to other countries round the world.
- 2 A We grow different kinds of wheat in our country. A lot of it is to make bread, of course. But we also grow a lot to make spaghetti. Do you grow much here in your country?
 B No, the climate isn't right for it. It's hot and there isn't much rain.
- 3 A I've heard that we will probably import some coffee from Brazil this year. Is that right?
 B Yes, but not much, just a small quantity.
 A Well, we can be sure that the quality will be very high. It's some of the best coffee in the world!

3 Listen and check. Then practise in pairs.  18

4 Learn about four countries. Do these tasks.  19


- 1 Find these countries on the world map at the front of the book.


Brazil	India	Japan	Russia
--------	-------	-------	--------


- 2 Listen to people from three of the countries. Write the names of the countries. Then listen again and write something important that each country produces.

coffee	tea	wheat
--------	-----	-------

- 3 Listen to a talk about the fourth country. 20 Complete the text with words from activity 1.

1  I'm from Russia. We produce a lot of wheat.

2  I'm from India. We produce a lot of tea.

3  I'm from Brazil. We produce a lot of coffee.

Japan is a long, thin country in the east of Asia. The climate is cold in the north and hot in the south. There are mountains almost everywhere, so the farmers cannot grow all the food its 126 million people need. Instead, Japan imports many kinds of food from other countries—wheat, for example. The country produces huge quantities of good-quality cars, computers, TVs, cameras and other things, and it exports these round the world.

1 Work in pairs. Find and talk about the countries in the quiz.

- 1 Find and list seven countries in the quiz questions below.
- 2 You found out about four of the countries in period 4. Say what each produces.
- 3 Talk about Palestine. Say what it produces.

2 Read and do the quiz. Then work in pairs and compare answers.

3 Read again. Mark the statements true (✓) or false (✗).

- 1 People in Japan do not like tea. **People in Japan drink green tea**
- 2 The most important thing that India exports is tea.
- 3 Canada produces a lot of wheat, but not as much as America does.
- 4 Kuwait has a climate like Palestine's. **Kuwait has a desert climate, which is not like Palestine's climate**
- 5 Palestine produces more olive oil than all the other Arab countries nearest it.
Palestine produces more olive oil than Kuwait

Work in pairs. Check your answers and correct the false ones.

The food and drink quiz

by Julie Good

What do you know about the things you eat and drink? Try our quiz and find out.

- 1 Which country produces a lot of your tea? a India b Japan c Brazil
- 2 We use wheat to make bread. Which country produces the most? a Canada b the USA c Russia
- 3 Which country produces the most olives and olive oil? a China b Kuwait c Palestine

ANSWERS

1a Brazil ^{plants} grows a lot of high-^{low} quality coffee, but not tea. We do not import tea from Japan: ^{export} theirs is green, not black. When you next go shopping, look at some packets of tea. You will probably read that the tea is from India.



2b Canada and Russia grow a lot of wheat and export some, but the USA grows and exports ^{tiny} huge ^{amounts} quantities. Perhaps you had some bread for breakfast this morning or spaghetti last night. Well, the wheat was probably ^{very big} American.



3c In China, olives are not part of the culture, so farmers there do not grow ^{good} them. Kuwait is a desert country, and the ^{weather} climate is bad for olive trees; there are not many olives from there. However, Palestine's climate is just right. We produce and export a lot of olives and olive oil, and the quality is excellent.



Olives

Olive oil

4 Listen and read aloud.



1 Read and continue the notes.

<u>Country</u>	<u>What it produces</u>	<u>Notes</u>
Palestine	olives, olive oil	Produces and exports a lot. Excellent quality.
The United States	wheat	bread and spaghetti often contain American wheat
India	tea	most of the tea we drink comes from India

2 Answer the questions. Use your notes from activity 1 to help you.

- 1 Think about your answer to period 5, activity 1, task 4. Did the quiz talk about the same thing as you?
- 2 What did the quiz tell you that you did not know before?

I learned that Canada grows ...

I found out that the wheat in our bread ...

3 Read the quiz again and do these tasks.

Say what the underlined words refer to. Explain the underlined words.

- 1 Line 2: ... theirs is green, not black. **tea in Japan**
- 2 Line 11: ... there are not many olives from there. **Kuwait**

Now say what the underlined words mean.

- 3 Line 9: ... olives are not part of the culture, ... **are not things you see in China**
- 4 Line 10: Kuwait is a desert country, .. **a country with a hot, dry climate**
- 5 Line 11: However, Palestine's climate is just right. **perfect for growing olives**

4 Work in pairs. Make a list of food from other countries.

- Think of your kitchen at home and shops in town. Think of different kinds of food from other countries that you have seen.
- Make a list of these things.



Packets of tea India



- Report to the class.
We've seen packets of tea from India.
You can also find bags of rice from ...

1 Complete the two tables. Add these words from Unit 9.

bread burger can carton coffee ^{سيخ كباب} kebab litre
 olive spaghetti tea vegetable oil wheat

Countable nouns		Uncountable nouns	
1 apple	5 carton	1 apple juice	5 spaghetti
2 lemon	6 kebab	2 lemon juice	6 tea
3 burger	7 litre	3 bread	7 vegetable oil
4 can	8 olive	4 coffee	8 wheat

2 Complete the sentences. Use words from activity 1. Make any changes needed.

- Can we have two burger ^{تشيبس} with fries, please?
- There are four of us, so we'd better open four cans ^{مشروبات غازية} of fizzy drinks.
- We'll need some bread ^{زبدة} and butter with our soup.
- Do you use much vegetable oil ^{طبخ} in your cooking?
- We drink a lot of milk, so could you get two litres ? Get a large bottle.
- I'd like to eat something Italian, so let's have some spaghetti.

3 Find words from Unit 9 that go together.

ground ice olive olive tomato cream paste meat oil tree

ground meat ice cream olive oil olive tree tomato paste

4 Complete the sentences. Use words from activity 3. Make any changes needed.

- Let's finish dinner with some beautiful, cold, chocolate ice cream ^{بنهي}.
- ground meat is the most important part of dishes like *kebabs* and *kufta*.
- On our farm ^{ارض} we grow thousands of olive trees.
- We use about fifteen ^{بندورة} tomatoes to make every jar of tomato juice.
- Some people cook with other kinds of oil, but I think olive oil ^{يطبخ} is best.

5 Complete the sentences with these words that often go together.

burgers and fries knives and forks oranges and lemons tea and coffee

- We keep the and coffee ^{مرتبان} in two big jars in the kitchen.
- It's not very healthy, but my favourite ^{غير صحي} kind of meal is burgers and fries ^{نوع}.
- Help yourself to food from the table here, and the knives and forks ^{طاولة} are over there.
- We produce two kinds of fruit on our farm ^{بيارة} – oranges and lemons.

تستخدم **a** قبل الاسم المفرد المنكرة ولا تأتي قبل الاسم الجمع أو غير المحدود
 تستخدم **an** قبل الاسم المفرد المنكرة الذي يبدأ بحرف علة أو إذا كانت الصفة قبله تبدأ بحرف علة
 تستخدم **the** في حالتين: (1) إذا كان مذكور في الجملة السابقة، (2) إذا جاء بعد الاسم ما يدل على تخصيص

1 Read sentences 1–6.

لا نستخدم اي اداة اذا كانت الجملة حقيقة عامة معروفة (بدون تخصيص)

- 1 Kuwait is **a desert country**.
- 2 **The climate** there is hot and dry.
- 3 The climate there is bad **for olive trees**.
- 4 Perhaps you had **some bread**.
- 5 **The wheat** was probably American.
- 6 People use **wheat** to make **bread**.

Look at the sentences again. Choose the best way to complete the statements.

- 1 In sentences 1 and 4, we use _____ (**a/an** / *the*) or _____ (**some** / *the*).
We do this when we start talking about something new.
- 2 In sentences 2 and 5, we change to _____ (*a/an* / **some** / **the**) because our listener knows about the thing – (the climate in Kuwait and the wheat in the bread).
- 3 In sentences 3 and 6 we are talking about all things in a group – olive trees, wheat – and we _____. (add *a/an/ some* / add *the* / **do not add anything**)

2 Work in pairs. Look, remember and describe the fruit and vegetables.

Look at the picture for a short time.
 Then close your books and take turns to say what you saw.

- A There was (an orange).
- B Yes, and there were (some carrots).
- A Right, and we saw ...



Now talk about everything again.

- A (The orange) was on the (left).
- B Yes, and (the carrots) were on the (right).

3 Work in pairs. Use the words from the boxes to make statements.

ground meat ground meat milk
 milk wheat wheat

bread burgers butter cheese
 kebabs spaghetti

- A We use ground meat to make burgers.
- B We also use ground meat to ...

4 Work in pairs. Talk about things you like

- 1. I saw ____ boy. ____ boy was eating.
- 2. I ate ____ apple. ____ apple was delicious.
- 3. We played ____ games.
- 4. ____ weather in Kuwait is ____ desert climate.
- 5. We visited ____ Nablus yesterday.
- 6. Ahmad wrote ____ story. ____ story was about ____ animal.
- 7. Sami bought ____ umbrella. ____ umbrella was red.
- 8. We make ____ bread from ____ wheat.
- 9. Huda bought ____ nice dress.
- 10. My brother had ____ old tables.

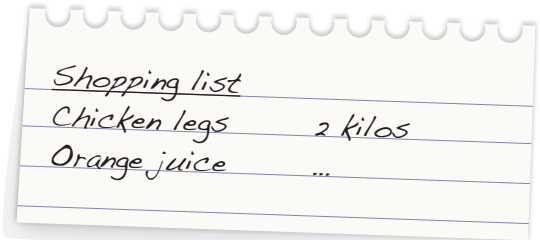
1 Work in pairs. Talk about the food and drink for your class party.

- A How much (lemonade) is there?
 B There's a lot of that.
 A Good, so we don't need to get any more.
 A How many (chicken legs) are there?
 B There aren't very many of those.
 A Right, so we need to get some more.
 B Yes, let's get (two kilos) more.



2 Write your shopping list. Then use it to say what you are going to get.

- A We're going to get two kilos of chicken legs.
 B And we're also going to buy ...



3 Complete the statements. Add a or an, some, the or nothing (X).

- 1 I'm hungry! I'd really love a burger and some fries.
 2 People in Japan often drink X green tea, but here in Palestine we can only buy X black tea.
 3 These two kinds of rice are both very good, but the rice I bought last week is more expensive than the rice I bought today.
 4 We all know that X fruit and vegetables are an important part of a healthy eating.
 5 You can get X milk in X large, regular and small sizes. We usually buy the large size.
 6 A Excuse me, but I'm trying to find a greengrocer's. Can you help?
 B Yes, of course. the nearest greengrocer's isn't very far. It's about a hundred metres along this street on the right.

وحدة واحدة

تدل على اتجاه

4 Work in pairs. Offer each other things to eat and drink.

- A Which would you like? You can have (an orange) or (some grapes).
 B Oh, I'd prefer (the orange), please.
 A Fine. Here you are.
 B Thanks. I love (oranges)!



1 Look at different parts of the poem and answer these questions.

- 1 What does the first line of each verse say? **Thank You**
- 2 Look at the title. What do you think it means? **It means to give thanks (to God) for everything we have**
- 3 Who do you think the poet is thanking – a friend perhaps? **The poet is thanking God, because the title uses a capital letter for You, and because she is thinking about the things that God provides**

2 Listen to the poem and do the tasks below.

22



Thanksgiving

Thank You

for all my hands can hold –
apples red,
and melons gold,
5 yellow corn
both ripe and sweet,
peas and beans
so good to eat!

Thank You

10 for all my eyes can see –
lovely sunlight,
field and tree
white cloud-boats
in sea-deep sky,
15 soaring bird
and butterfly.

Thank You

for all my ears can hear –
birds' song echoing
20 far and near,
songs of little
stream, big sea,
cricket, bullfrog,
duck and bee!

Ivy O. Eastwick

- 1 Check your answer to activity 1, question 3.
- 2 Listen to each verse again. Decide what it is giving thanks for.
Beautiful things in nature that you can hear: verse number 3
Beautiful things from nature that you can eat: verse number 1
Beautiful things in nature that you can see: verse number 2

3 Find things from the poem in the picture.

You already know the English names of a lot of the things. Find them in the picture and list them.

river, sea, sun, clouds, fields, trees swallow,
butterfly, bullfrog, duck, cricket, bee, corn, peas,
melon green beans, red apples

4 Talk about the meanings of some other words. Then work out the meanings of these new words.

- Line 5: corn ذرة **a)** a kind of flower **b)** something that people grow and use for food
- Line 6: ripe طازج **a)** young and not yet ready to eat **b)** already grown and ready for the harvest
- Line 15: soaring **a)** flying fast and high in the sky **b)** walking along, quietly and slowly
يخلق عالياً

5 Work in pairs. Mark the words in each verse that rhyme: a-a and b-b.

6 Listen again and check your work in activity 5. Then read out the poem.



1 Listen and write down what you hear.  23

2 Read the information.

Nouns can be countable or uncountable. The dictionary shows them as [C] or [U].

Some nouns are both countable and uncountable – with meanings that are different.

3 Complete a text about Italian food.

1 Add the topic sentences to the correct paragraphs.

- And now let's start cooking this fantastic Italian meal. 3
- Traditional Italian food is very healthy. 1
- Let's look at things you need for a great spaghetti dish. 2

2 Change the forms of the nouns in brackets where you need to.

(Think: are they uncountable or countable, and are the countables singular or plural?)

3 Decide what words go with them: **a) a/an or some** **b) the** **c) nothing (x)**

علبة

packet noun [C] something to put things in, e.g. food: *Could you get a packet of butter, please?*

ثلج/جليد

ice noun [U] what water becomes when it freezes and becomes hard: *I'd like a cold drink with some ice, please.*

بوظة

ice cream noun 1 [U] a sweet food that we make by freezing milk, often adding fruit or chocolate: *Let's get some ice cream for everyone.* 2 [C] a quantity of ice cream for one person: *Could I have two ice creams, please?*



Italian people eat a lot of (1) fruit and also lots of (2) vegetables, and these are excellent. They use things like (3) tomatoes and (4) lemons in hundreds of traditional (5) dishes

To do this in the Italian way, we will need (6) a carton of (7) tomato paste and we will also want (8) some green peppers and (9) some onions – three of each will be fine for six people. Then we want (10) some olive oil – two large spoons – and (11) some ground meat. And, of course, most important of all, we also need (12) some spaghetti about half a kilo.

First, clean (13) the green peppers and cut them up. Then cut up (14) the onions, too. After that, you are ready to start cooking. When (15) the olive oil is hot, you should add (16) the onions, (17) the green peppers and, a little later, (18) the meat. When this has cooked, it is time to add (19) the tomato paste

- ← (fruit)
- ← (vegetable)
- ← (tomato) (lemon)
- ← dish
- ← (carton) (tomato paste)
- ← (green pepper) (onion)
- ← (olive oil)
- ← (ground meat)
- ← (spaghetti)
- ← (green pepper) (onion)
- ← (olive oil)
- ← (onion) (green pepper)
- ← (meat) (tomato paste)

1 Work in groups. Talk about your favourite kinds of picnic food.

I like burgers.
 I love kebabs.
 I prefer (chicken) sandwiches.
 My favourite is *kunafeh*.
 I'm happy with bread and salad.

Unit task: Planning a class picnic

2 Talk about food and drink for the class picnic.

Let's get a (melon).
 I think we should make some (cheese sandwiches).
 We'll need to take lots of (orange juice).

I agree. Let's do that.
 I'm not sure. Let's (take some lemonade) instead.

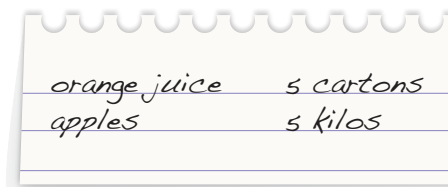
Now write a list of the things you agree about.



3 Talk about quantities. Add them to your lists.

How much (orange juice) should we get?
 take?
 How many (cakes) had we better make?
 I think we'll (probably) need about (five cartons).
 guess want (five kilos)

Now add the quantities to your lists.



4 Give different jobs to different people.

Can someone get (fruit)? I can
 Who will buy the (drinks)? I'll do that.
 Who would like to make (sandwiches)? I think I should

Tick (✓) the things for you to do on your list.

5 Report your plan to the class. Take turns to say what you are going to do.

We're going to get (five cartons of orange juice and five bottles of lemonade)
 take

We're planning to make (20 chicken sandwiches and 20 egg sandwiches)

(Mahmoud) is going to (buy) the (drinks).
 (All of us) are going to (make) (sandwiches).

1 Listen and repeat. 24

حقيبة ظهر backpack	لحية beard	مركز centre	مجدد curly	نظارات glasses	شارب moustache
	جانب side	مستقيم straight		زوجة/زوجات wife/wives	

2 Look at the picture on the next page. Describe it.

- This seems to be **2** look like of the boys.
- The boys in front are probably the parents **3** to the three women.
- The three men **1** a picture of **2** three brothers.
- Two of these adults **3** behind them seem to be married **1** a family picnic.

3 Listen and answer the questions. 25

- What has Omar received? **He's received a family photo**
- Where are Omar's mother and father? **They're at a beautiful place near Jericho**
- Whose brothers are the men on the left and the right? **They are Omar's mother's brothers**
- Who are the parents of the three boys? **Uncle Nazmi and Aunt Rania**

4 Listen and read. Find the words and phrases from activity 1.

Omar Look. My brother Ahmad has emailed me a family photo.

Yasmeen Oh, let's have a look!

Omar It's a picnic with my mum's side of the family. They're at a beautiful place near Jericho.

Adnan Ah! She's the one in the centre, and your dad's standing behind her.

Omar That's right.

Yasmeen Are those her brothers next to her? They look like brothers and sister.

Omar Yes, the one on the left is her older brother, our Uncle Nazmi.

Adnan You mean the one with a moustache.

Omar Right, and his wife, Aunt Rania, is the one next to him in a red jacket.

Yasmeen And the brother with glasses and a beard? He looks quite young.

Omar Yes, Uncle Ameer is the youngest of the three. And his wife, Aunt Deema, is the one in a green dress. They haven't got any children yet.

Adnan So are the children all Uncle Nazmi's?

Omar That's right. Ali, Hazem and Sameer.

Yasmeen Who's the one with long, straight hair?

Omar That's Ali, and he's the oldest. He's finished school.

Adnan And who's the boy with a backpack?

Omar That's Hazem. Then there's Sameer with short, curly hair.

Yasmeen But where's your brother Ahmad with the big feet?

Omar He's the one behind the camera!

Everyday English

Oh, let's have a look!



1 Read. Add new words from period 1. Make any changes needed.

- 1 **A** What are you putting in these two backpacks?
B Some things for our picnic – some sandwiches and some orange juice.
- 2 **A** I think I've met your brother. Does he have long, straight hair down to his shoulders?
B No, he has short, curly hair. Perhaps you're thinking of someone else.
- 3 **A** Does your cousin have a small moustache.
B He had one before, but he wanted more than that, so now he's grown a huge beard.
- 4 **A** Let's swim to the other side of the river.
B No, we can't do that. The water is very fast and dangerous in the centre.
- 5 **A** I need to find Mrs Gazawi – Mahmoud's wife – but I don't know her.
B Do you see those two women over there? Well, she's the one with glasses.

2 Listen and check. Then practise in pairs.



3 Read again and answer the questions.

- 1 Who sent Omar the photo, and how did he send it? **His brother Ahmad sent it. He sent it in an email**
- 2 Who are the man and woman in the centre? **Omar's mother and father**
- 3 Whose side of the family are the other people from? **Omar's mother's side**
- 4 Which one is Uncle Nazmi? **He's the oldest one**
- 5 Is Aunt Deema the one in a red jacket? **No** **Uncle Nazmi is the oldest, and Uncle Ameer is the youngest**
- 6 What do we know about the ages of Omar's mother and her brothers?
- 7 Looking at the boys, which is which? **From left to right, Ali, Hazem, Sameer**
- 8 Where was Ahmad at the time of the photo? **He was behind the camera**

4 Work in pairs. Listen again and practise the conversation.



1 Read sentences 1–6.

- 1 They're at a beautiful place **near Jericho**.
- 2 Are those her brothers **next to her**?
- 3 The one **on the left** is her older brother.
- 4 Aunt Rania is the one **in a red jacket**.
- 5 The brother **with glasses and a beard** looks quite young.
- 6 And who's the boy **with a backpack**?

Look at the sentences again. Tick (✓) the best way to complete the statements.

- 1 The words in **bold** say which a) action b) thing or person we are talking about.
- 2 These words are phrases which always start with words like a) *and* or *so* b) *in* or *near* .
- 3 Phrases which start with words like a) *near* b) *with* say where something or someone is.
- 4 If the first word is a) *in* or *with* b) *near* or *next to* the phrase is often about a person's hair, clothes or other things.
- 5 If the first word is a) *in* b) *with* the phrase is often about a person's clothes.
- 6 If the first word is a) *in* b) *with* the phrase is often about things that a person has – glasses, a beard or a backpack, for example.

2 Work in pairs. Look at the family photo on page 29 again, and complete the sentences. Use phrases from the box.

in a dark green T-shirt in a long, light blue dress
 under the tree up in the hills
 with a sandwich in his hand with short, grey hair

- 1 This place up in the hills is an old family favourite for picnics.
- 2 They always put their picnic things on that big rock under the tree.
- 3 Omar's mother is the person in a long, light blue dress
- 4 Omar's father is the man with short grey hair.
- 5 The boy in a dark green T-shirt is Hazem.
- 6 Sameer is the boy with a sandwich in his hand

3 Work in pairs.

Student A: Look at pictures in earlier units of Student's Book 8A and find someone to describe. Do not show or tell your partner. Name the unit and describe the person.

Student B: Look at the unit and try to find the person.



1 Listen and repeat.  28

منطقة	يبني	محصول	عميق	فندق
area	construct	crop	deep	hotel
	human being	tower	various	
	انسان	برج	مختلف	

Word formation		
جولة	سياحة	سائح
tour	tourism	tourist
يشمل		بما فيه
include	including	
farm	farmer	farming
يزرع	مزارع	زراعة

2 Listen. Add new words from activity 1.
Make any changes needed.  29

- A** Is the Dead Sea Valley very deep _____?

B Yes, near the Dead Sea, it's over 400 metres below sea level.
- A** I've heard that there are various _____ ancient places to visit near Jericho.

B Yes, human beings have lived there for 10,000 years, so there's lots to see.
- A** Where do all the tourists _____ stay when they come to visit?

B They usually stay at one of the big hotels _____ in town.
- A** Hotels mean jobs, so lots of people work in tourism _____.

B But what else do people do in this area _____ of Palestine?

A Farming, including _____ is very important here, too: there are a lot of farms.
- A** Are there many crops _____ that grow well round here?

B Yes, lots of things, including _____ tomatoes, lemons, oranges, bananas and dates.
- A** The new building is going to be the tallest tower _____ in the world!

B Yes, and they're going to start constructing _____ it next month.

3 Listen and check. Then practise in pairs. 

4 Listen and do the task.  30

Tourists Jake and Tina are touring Palestine by bike. Every day or two, they produce internet blog for their family and friends.

Number the things to do in the order Jake and Tina did them.



5 Visit the remains of Hisham's Palace

2 Take the cable car up to Deir Qruntil


Jericho

Jerusalem

4 See the ancient city walls

3 Go walking in Wadi al-Qilt

1 Go swimming in the Dead Sea



1 Look at the web page pictures. Then do these tasks.

- 1 Say what the pictures show. (Remember the blog in period 4.)
- 2 Read the title of the web page and say what city this probably is.
- 3 Guess why it has this second name.




2 Read and mark the statements true (✓) or false (X).

- 1 Adnan and Yasmeen learned a lot about Jericho on the internet.
- 2 Tourists prefer to go to Jericho in the summer months.
- 3 A lot of the people of Jericho live in hotels.
- 4 The ancient city of Jericho is more than 11,000 years old.
- 5 There are windows in the ancient walls of Jericho.

Work in pairs. Check your answers and correct the false ones.

When they heard the blog, Adnan and Yasmeen wanted to learn more about Jericho, and they found this on the internet, too.

The City of Palm Trees HOME MAP FAQ CONTACT US






Jericho is a ^{big} small city which stands ^{تقع} in a deep valley between Jerusalem and Amman, near ^{قريبة} the Dead Sea. **This** is a famous salt lake that is 400 metres ^{أعلى} below sea level and is the ^{أعلى} lowest place on Earth. Jericho is most popular with tourists in the warm winter months. There are hotels for these visitors, and a lot of the people who live ^{هنا} **there** work in tourism. Farming is also very important in ^{هنا} **this area**. With large quantities of water and a warm climate, **this part of Palestine** is an

15 excellent place to grow bananas and various other fruit and vegetable crops – including, of course, dates from all the palms. ^{بوضوح} **clearly**

20 With **its** water and warm climate, human beings first started ^{أكمل} **finished** visiting the area 12,000 years ago. There were many people who chose to ^{يبقى} **remain**, and **they** became some of the world's first farmers. These were also the people that 500 years later ^{بني} **constructed** the first city in the world.

30 Later, **it** had a high tower and stone walls which were almost four metres high. Tourists love seeing those walls today. **They** are a window on our most ancient past. ^{معدن} **modern**



3 Listen and read aloud.

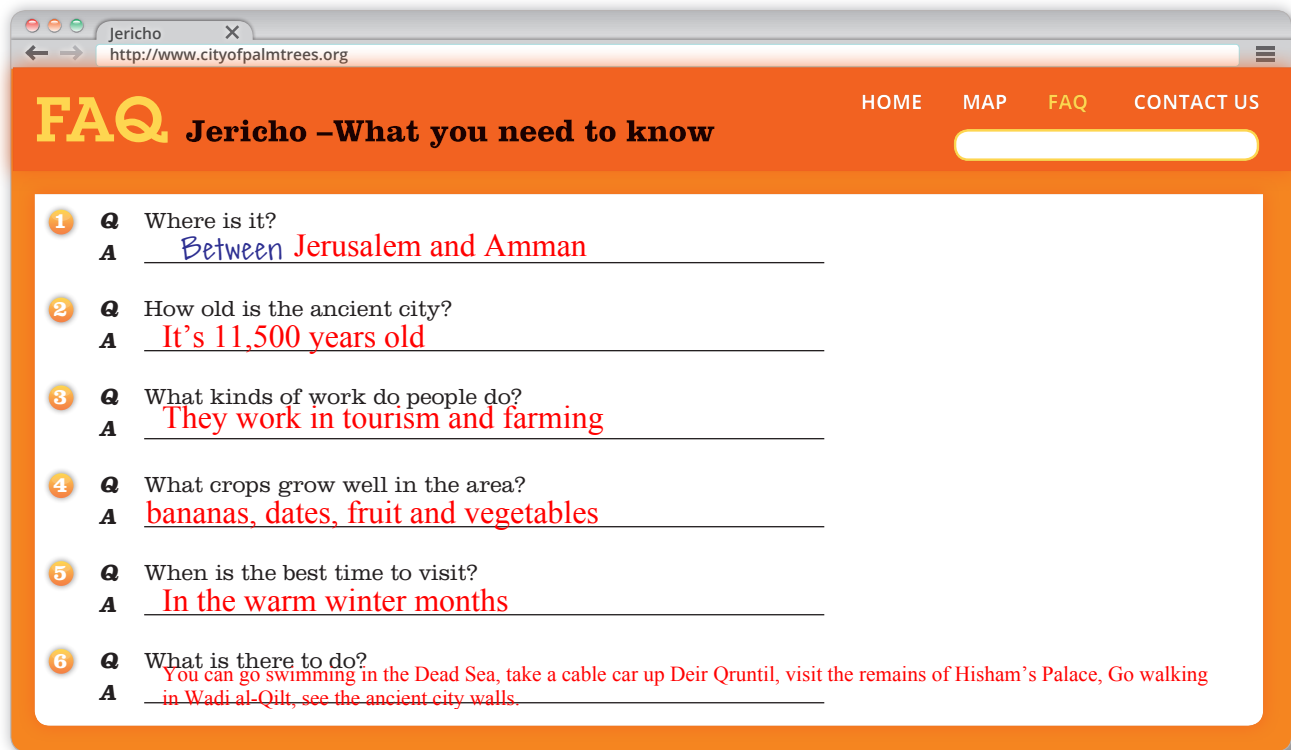


well-known=famous=popular

tourists=visitors

quantities=amounts

1 Read and add notes to answer questions 1–5.



Now look back at the map in period 4 to answer question 6.

2 Work in pairs. Ask and answer questions about Jericho.

Student A: Take the part of **a)** a tourist, or **b)** a reporter who wants to find out about this part of Palestine. Choose the questions from activity 1 that seem right to ask.

Student B: You work at the Palestine Information Centre. Answer the questions as fully as you can.

3 Read again and do the tasks.

Say what the underlined words refer to.

- 1 Line 11: ... a lot of the people who live there ... **Jericho**
- 2 Line 14: ... this part of Palestine is an excellent place ... **the area where Jericho is**
- 3 Line 19: With its water and warm climate, .. **the area where Jericho is**

Now say what these phrases mean.

- 1 Line 6: ... and is the lowest place on Earth. **in the world**
- 2 Line 17: ... including, of course, date palms. **clearly**
- 3 Line 32: They are a window on our most ancient past. **they give us an idea of what life in the ancient past was like**

4 Work in pairs. Ask and answer questions about your city or part of Palestine.

Student A: Choose to be **a)** a tourist, or **b)** a reporter who wants to find out about your part of Palestine. Choose the questions from activity 1 that seem right to ask.

Student B: You work at the Palestine Information Centre. Answer the questions as fully as you can.

1 Complete the table.

noun (thing)	noun (person)	noun (thing) or verb	noun (person)
science علوم	scientist عالم	travel سفر	traveller مسافر
tour جولة	<u>tourist</u> سائح	farm مزرعة	<u>farmer</u> مزارع
art فن	<u>artist</u> فنان	camp مخيم	<u>camper</u> مقيم في مخيم
guitar جيتار	<u>guitarist</u> عازف جيتار	work عمل	<u>worker</u> عامل

2 Complete the sentences with pairs of words from activity 1. Make any changes needed.

- 1 A It's going to be a huge ^{بنائية} building, but there's a lot of work still to do.
 B Yes, so we have 500 workers here, and they're working day and night!
- 2 A In the old days, it was dangerous ^{خطير} to travel ^{وسط افريقيا} in the centre of Africa.
 B Yes, and travellers ^{بعيدا} were often away from home for months or even years.
- 3 A How many tourists come to see Jericho every year?
 B Oh, thousands! Lots of them use tours buses that visit several places.
- 4 A Fareeda is very good at maths and ^{رياضيات} science at school.
 B Yes, she wants to train to be a scientist when she leaves school.
- 5 A Is it true that Fuad is a farmer ?
 B Yes, he has a farm ^{ينتج} near Jericho, and he produces fruit and vegetables.
- 6 A I've heard that the guitar ^{اداة} is your favourite musical instrument.
 B Yes, I want to be a guitarist more than anything else in the world!

3 Complete the table.

noun (person)	noun (activity)	noun (person)	noun (activity)
farmer مزارع	<u>farming</u> زراعة	<u>singer</u> مغني	singing غناء
<u>camper</u> مقيم	camping تخيم	<u>swimmer</u> سباح	swimming سباحة
<u>dancer</u> راقص	dancing رقص	teacher معلم	<u>teaching</u> تعليم
driver سائق	<u>driving</u> سواقة	trainer مدرب	training تدريب

4 Complete the sentences with pairs of words from activity 3. Make any changes needed.

- 1 A Let's go swimming ^{بحيرة} in the lake.
 B Well, only if the water isn't very deep because I'm not a very good swimmer .
- 2 A Do we really have to go and do more football training this evening?
 B Yes, the trainer ^{مباراة} says we really do – or we won't win our big match.
- 3 A Look at all those different crops. Farming ^{محاصيل} seems very important here.
 B It is, and lots of the people in this area are farmers .
- 4 A I want to train to be a teacher when I leave school.
 B Good! Teaching ^{يتعلم} means helping people to learn, and that's important work.
- 5 A In Arab culture, singing is very important.
 B Yes, and great singers like Oum Kalthoum can become very famous.
- 6 A I like camping ^{تلال} up here in the hills. It's good to sleep under the stars!
 B Well, lots of other people feel the same. There are campers everywhere!

1 Read the sentences.

- 1 Jericho is a small city **which stands in a deep valley**.
- 2 This is a famous salt lake **that is 400 metres below sea level**.
- 3 There are a lot of people **who** work in tourism in Jericho.
- 4 These were also the people **that built the first city**.

Look at the sentences again. Tick (✓) the best way to complete statements 1–6.

- 1 Sentences 1–4 all have two parts, **a)** and each has a verb. **b)** but only one has a verb.
- 2 Because both parts have a verb, they are both **a)** phrases. **b)** clauses.
- 3 The clause in **bold** adds important information about the **a)** 'subject' noun **b)** verb in the other clause.
- 4 The first word in bold joins the clauses and may be **a)** *who* or *which*. **b)** *who*, *which* or *that*.
- 5 When this focus is a thing, the joining word may be **a)** *who* or *that*. **b)** *which* or *that*.
- 6 When the focus is a person or people, the joining word may be **a)** *who* or *that*. **b)** *which* or *that*.

2 Work in pairs. Find more sentences with *who*, *which*, *that* clauses.

- 1 Find a sentence in the text with a *who* clause. Read the sentence out. Change it to a sentence with a *that* clause, and read that out, too.
- 2 Find a sentence in the text with a *which* clause. Read it out. Change it to a sentence with a *that* clause, and read that out, too.

3 Work in pairs. Remember and make statements. Put the clauses together.

- | | | |
|-----------------------------------|-------|---------------------------------------|
| 1 Jake and Tina are the people | | 5 went swimming in the Dead Sea. |
| 2 Jericho is the green city | who | 3 grow well in this area. |
| 3 Dates are one of the many crops | which | 4 is a short way south of Jericho. |
| 4 The Dead Sea is the salty lake | that | 6 took a photo of him in the water. |
| 5 Jake was the one | | 2 stands between Jerusalem and Amman. |
| 6 Tina was the one | | 1 visited Jericho on their bikes. |

4 Work in pairs.

Student A: Choose someone or something in your class to describe, but don't tell Student B. Think of two or three different things to say.

I'm thinking of	something	who (is sitting)	(at the front of the class.)
He's	a person	that (likes)	(listening to folk music.)
I'm thinking of	something	which (is standing)	(under a desk near the window.)
It's	a thing that	(has got)	(the name <i>Nike</i> on its side.)

Student B: Listen to Student A describing someone or something in your class. Speak when you think you know who or what this is: *Ah! You mean (Ali) / Ali's sports bag!*

Student A: Answer Student B: *Yes, that's right. Well done! / Sorry, that's wrong. Try again.*

1 Work in pairs. Look at the two pairs of twins. Say who is who.

1 **A** Which ones are Fuad and Fareed, and which ones are Ali and Ahmad?

B Fuad and Fareed are the ones with straight **hair**

A Ah, so you mean the ones in T-shirts and **shorts**

B That's right. And Ali and Ahmad are the ones with **curly black hair**

A Right, so they're the ones in **jackets**



Fuad and Fareed

straight brown hair
T-shirts shorts

moustache
green shorts
red trainers

glasses
orange shorts
blue trainers

2 **A** But which one is Fuad and which one is Fareed?

B Fuad is the one with a **moustache**

A Ah, so you mean the one in green **shorts** and **trainers**

B That's right. And Fareed is the one with **glasses**

A Right, so he's the one in **orange shorts and blue trainers**



Ali and Ahmad

curly black hair
jackets trousers

beard blue shirt
brown jacket

long hair
green jacket
pink shirt

Now have a similar conversation about Ali and Ahmad.

2 Work in pairs. Complete the dictionary entries.

Produce clauses. Use *which* or *that* and the correct sentences below.

It grows very tall and produces wood.

It flies people and things from place to place at high speed.

It makes a loud banging noise when you play it.

It takes people from place to place along roads.

It lives in East Africa and eats other animals.

It takes people and things over the sea from place to place.

سيارة
car /kɑːr/ n [C] a machine with four wheels, *which takes people from place to place along roads.*

طبل
drum /drʌm/ n [C] a musical instrument *which makes a loud*

سفينة
ship /ʃɪp/ n [C] a very large boat *which takes people and*

طائرة
plane /pleɪn/ n [C] a machine *which flies people*

اسد
lion /'laɪən/ n [C] a large animal *which lives in East*

شجرة
tree /triː/ n [C] a very large plant *which grows very tall*

3 Work in pairs. Remember and make statements. Use *who* or *that*.



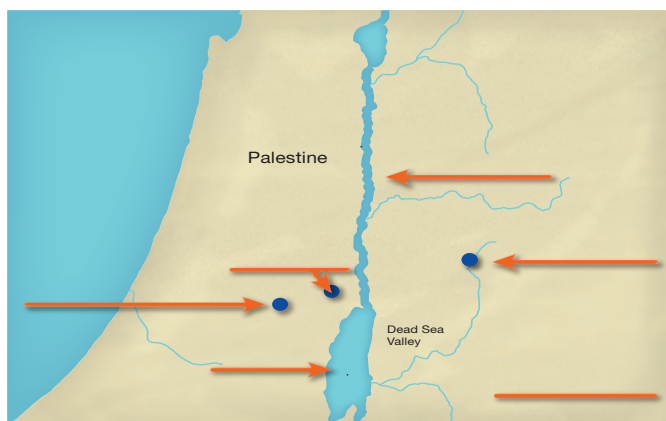
1 *This was the Moroccan who talked about his mobile in Unit 1.*

2 *These were the volunteers who ...*

1 Listen and do the tasks.  32

- 1 Listen to part 1 and number the place names (1–7) as you hear them.
- 2 Then add the place names to the map.

Amman	3	Jericho	4
Jerusalem	1	Jordan	7
The Dead Sea	5		
The Dead Sea Valley	2		
The River Jordan	6		



2 Listen and do the task.  33

Listen to part 2 and complete the table with the numbers as you hear them.

	Jerusalem – Jericho		Jericho – Amman	
kilometres	55		77	
	Jerusalem	Jericho	The Dead Sea	Amman
metres above (+) or below (-) sea level	+ 750	- 250	- 410	+ 930

3 Work in pairs. Ask and answer questions.

Student A: You are a *Young Times* reporter. Interview Jake and Tina about their last day in Palestine. Ask questions about the places and distances.
 Where did you go (in the morning)?
 How far is (Jericho) from (Jerusalem)?
 How far (above) sea level is (Jerusalem)?

Student B: You are Jake or Tina. Answer the reporter’s questions about your last day in Palestine. Get your answers from the tables in 1 and 2.

Then change round.

4 Practise your pronunciation: th /ð/ and th /θ/

1 Listen and repeat. 34
 things everything there another

2 Now listen and repeat these words.
 thirty bathroom that although
 thought healthy the brother
 thousand something those clothes

- 3 Listen and say these sentences three times – fast!
 - a We thought that everything was there.
 - b The three brothers ran along the path until they found something.



1 Listen and write down what you hear.

2 Read the information.

- We often use pronouns instead of nouns. We use them when the speaker and listener both know who or what they are talking about.
- You have learned about different kinds of pronoun, including **subject, object and possessive pronouns.**

Subject: Look. There's Fareeda. She's talking to Sameera.
 Object: Look. There's Fareeda. You met her at the party yesterday.
 Possessive: Look. There's Fareeda's coat. I know it's hers because it's red.

Now change from nouns to pronouns when you can.

- I'm looking for Fareeda and Mahmoud. Fareeda's in a blue dress, and Mahmoud's wearing a grey sweater.
- I've just seen Tariq and Sameera. I saw Tariq in the garden, and I saw Sameera in the kitchen.
- These books could be Fareeda's or Mahmoud's, but I think they're probably Fareeda's, not Mahmoud's.

She
he
him/her
hers his

subject (I, you, he, she, it, we, they),
 object (me, you, him, her, it, us, them)
 possessive (mine, yours, his, hers, ours, theirs)

3 Read the information.

- One and ones** are like other pronouns: we use them instead of nouns.
- However, they are different from other pronouns, too. They refer to particular people or things in a larger group. We often use one and ones with the.

Do you see the group of girls in this picture? Well, the one on the left is Mona, and the ones on the right are Fatima and Rania.

Now change from nouns to pronouns when you can.

- There's a green apple and a red apple. Have the red apple.
- I haven't met all the people in the new houses yet. I've met the people in Number 7, but not the other people.

the one
the ones the ones

4 Write this again. Change twelve nouns to different kinds of pronoun.



I'm Tariq and these are my friends Khalid, Sajed and Fuad. Khalid is the one in a green T-shirt and blue jeans. And next to him are Sajed and Fuad with their bikes. They ride the bikes everywhere! Khalid, Sajed, Fuad and I all live in this street. My house is the one with a blue door. Khalid's house is the house with a green car in front of it. Sajed's and Fuad's homes are the ones between Khalid's and mine. Sajed's and Fuad's houses are the houses with red doors.

1 Work alone and draw a 'photo' of your friends. Do these tasks.

- 1 Draw five or six of your friends. Each person needs to look different or do something different from the others. Use colour pencils if you can.
- 2 While you are drawing a person, plan ways of describing him or her like this:

(Muneera) is the one (on the right.)
 (Muneera) is the one (in a red sweater.)
 (Muneera) is the one (who is reading a book.)

Unit task: You are going to describe a photo of your friends.

2 Work in pairs. Ask and answer questions about your 'photos' of your friends.

Student A: Show your picture to Student B, and say:
Here's a picture of my friends (Hassan, Muneera, Rania, Ahmad and Deema).

Student B: Show you are interested and ask questions like this: *Really! So which one is (Muneera)?*

Student A: Answer Student B. Use one of the answers that you planned.
She's the one on / in / with / who ...

Student B: Give an answer to show that you understand which person it is.
I see, so she's the one who / with / in / on ...
Then go on with another question.



3 Work alone and write about your 'photo'. Do these tasks.

- 1 Describe your 'photo' to your Unit 1 pen friend. First, copy and complete the start of your letter and paragraph 1.

Dear ...



In your last letter, you asked about my friends.

Well, have a look at the photo with this letter.

It's a picture of my (friend ...) and also ...

- 2 Write paragraph 2 of your letter. Write one sentence about each person or group of people.

Deema is the one on / in / with / who ...



العرس الفلسطيني

1 Listen and repeat.



36

حسننا all right	عروس bride	مبروك / تهاني congratulations	DVD	يتبع follow
	ممتلئ اشبعان full	عريس groom	ضيف guest	

2 Look at picture b on the next page. Describe it.

- This picture shows **3** are sitting high up **4** below them.
- The bride is wearing **1**a traditional Arab **3** on two large red chairs.
- She and the groom **4**are standing and chatting **2**wedding dress.
- Some of the guests **2**a beautiful white **1**wedding party.

3 Listen and answer the questions.



37

- What does everyone agree to do in part 1 of the conversation?
They agree to watch the wedding video.
- What is part 2 of the conversation about, and which picture shows this?
the Sahra, and it's picture c.
- Who is the man on a horse in picture a, and what is happening?
It's Sami's cousin, and he's riding round the town to receive everyone's congratulations.
- Is the wedding a large one or a small one? How do we know?
large one, because Tina says there are hundreds of guests.

4 Listen and read. Find the words and phrases from activity 1.



38

Mike and Tina are visiting the Kamals.

- Mrs Kamal** Would you like another cake?

Mike Yes, please. I'd love another one!

Tina No, thanks, Mrs Kamal. I'm full!

Nadia Who'd like to watch our cousin's wedding DVD? It's just arrived.

Tina I'd love to.

Mike Hm. I'd prefer to play computer games.

Sami Come on, Mike! Say yes!

Mike Well, all right.
- Tina** Is this the wedding party?

Mrs Kamal No, it's *Sahra*. It's a party before the wedding day. The women are singing, and the men are dancing the traditional *dabka*.

Tina Everyone looks very happy!
- Mike** What's happening now?

Sami We call this *Zaffa*. That's our cousin on the horse. He's the groom, and he's riding round town to receive everyone's congratulations.

Nadia The bride's following in a car. People are giving her their best wishes.

Tina She looks beautiful!
- Mrs Kamal** This is the wedding party. Look, the bride and groom are sitting in the centre.

Tina There are hundreds of guests!

Sami Yes, everyone goes to a Palestinian wedding! We love them!

Nadia It's so sad we couldn't go to this one.
- Sami** And that's the end. So would you like to play computer games now, Mike?

Mike Thanks, but I'd prefer to watch the DVD again. It was fantastic!

Everyday
English

Come on! Say yes!
Well, all right.



1 Read. Add new words from period 1. Make any changes needed.

- 1 **A** Would Adnan like the new Batman™ DVD for his birthday?
B He's already got it, so let's get a computer game? He loves playing them!
- 2 **A** Guess what! I'm going to marry Rania!
B Congratulations! I'm sure you'll be very happy together.
- 3 **A** Now I can see the groom. He's up high on his horse.
B But we can't see the bride yet. She's in a car behind him.
- 4 **A** We've got a big room for the wedding, but it's completely full!
B Yes, we invited 200 guests, and they've all come!
- 5 **A** Can we go now?
B No, we have to wait for the bride and groom to go first, and then we have to follow them.
A Oh, all right. I didn't know that.

2 Listen and check. Then practise in pairs.  39

3 Read again and answer the questions.

- 1 At the start of the conversation, what has just been happening? They've just been eating cake.
- 2 What is on the DVD that has just arrived? It's Nadia's cousin's wedding.
- 3 How do Tina and Mike feel about watching the DVD? Tina wants to watch it, but Mike doesn't want to watch it.
- 4 What do people say to the groom and bride during Zaffa? They congratulate them and give them their best wishes
- 5 How does Nadia feel about not going to her cousin's wedding She's sad.
- 6 Why do you think she and her family could not go to it? Because they are in the United States, and the wedding is in Palestine.
- 7 At the end, does Mike want to play video games? No, he doesn't. He wants to watch the DVD again.
- 8 Why does he want to do that? Because he thought it was fantastic.

4 Work in groups. Listen again and practise the conversation. 

1 Listen and repeat.  40

كامل as	يحتفل celebrate	عادة custom	عجين dough
يمسك hold	زوج husband	هدف purpose	خاتم ring
روح spirit	بصق stick (v)	اسكتلندا Scotland	اسبانيا Spain
	الفلبين the Philippines		

2 Listen. Add new words from activity 1. Make any changes needed.  *celebrate*

- 1 **A** When do Muslims celebrate Eid al-Fitr?
B That happens at the end of Ramadan.
- 2 **A** Oh, no! I've broken your plate!
B Don't worry. I'm sure we can stick the pieces together again.
- 3 **A** Do you have any traditional wedding customs in your country?
B Yes, for example, after a wedding, the husband has to carry his new wife into their new home.
- 4 **A** When you think about it, a baker does something amazing. He starts with a piece of soft, heavy dough that you can't eat.
B Yes, and it comes out of the oven as delicious bread!
- 5 **A** At the start of a new year in Japan, people throw salt from their front doors.
B Why? What's the purpose of doing that?
A It's to keep bad spirits away from the house for the coming year.
- 6 **A** Please show us your beautiful wedding ring.
B Well, all right. If I hold it up to the light, you can see it more clearly.

3 Listen and check. Then practise in pairs.  41

4 Listen to the speakers. Match them to pictures 1-5.

1-5.  42
 2, 5, 3, 1, 4

Listen again and match pictures 1-5 to the countries. 

- China 4 Germany 2
 Japan 5 Scotland 1
 USA 3



5 Work in pairs. Describe the customs in the pictures in your own words.

1 Work in pairs. Talk about the picture in the text.

- 1 What important day is it for these two people? *It's their wedding.*
- 2 What is the bride wearing? *She's wearing a white bride's dress*
- 3 What can we see on the table? *A wedding cake*
- 4 What are the bride and groom doing? *They're cutting the cake.*
- 5 Why do you think they are doing this together? *To show that in future they will be living their lives together*
- 6 How do you think they both feel at this important time in their lives? *They may feel excited, happy or nervous.*

2 Read and mark the statements true (✓) or false (X).

- 1 In the Philippines, people worry that bad spirits may carry the groom away.
- 2 A groom in Spain gives his bride some money to show that he has a lot.
- 3 The bride and groom often help each other cut their wedding cake because it is a long job.
- 4 People in Scotland eat the second half of their wedding cake when the wife has her second baby.
- 5 Wedding customs everywhere show everyone's wish for a young husband and wife to have a good and happy life together. *true*

Work in pairs. Check your answers and correct the false ones.

What a wedding!

Everyone ^{likes} loves a wedding, but people celebrate weddings in a thousand different ways. Here are some of the most interesting ^{habits} customs. *boring*

Before the wedding: In the Philippines, the bride and ^{her} assistants must all wear the same dresses. ^{They} do this to stop ^{good} bad spirits from ^{put on} finding the bride and carrying her away. *start*

At the wedding: A groom in Spain gives his bride her wedding ring and then a little money in order to show that ^{he} will work hard for everything they need. *want*

At the wedding party: In many countries, the bride and groom both hold the knife in order to cut the wedding cake together. *alone*
 This shows that ^{they} will be a ^{bad} good team. In Scotland, people only eat half of the cake at the wedding. ^{They} keep ^{leaves} the other to eat ^{last} when the first child arrives.

After the wedding: In Palestine, the bride sticks some bread dough to the front door of ^{her} ^{back} new home. This is to show that ^{she} and her husband will stay together all ^{remain} ^{their} lives. *old*

Round the world, wedding customs are very different, but they are all for the same purpose: to put a man and a woman ^{way} ^{sad} on the road to a happy future together as husband and wife. *aim/gaol*



3 Listen and read aloud.  43

1 Read for information.

Match the notes for customs 1–5 in the table.

	Where?	What?	Purpose?
1	The Philippines	<input type="checkbox"/> 2 The groom gives his bride a little money.	<input type="checkbox"/> 4 To eat it when they have their first baby.
2	Spain	<input type="checkbox"/> 5 The bride sticks some dough to the front door.	<input type="checkbox"/> 3 To show that they will be a good team.
3	Many countries	<input type="checkbox"/> 1 The bride and her assistants wear the same dresses.	<input type="checkbox"/> 2 To show that he will work hard.
4	Scotland	<input type="checkbox"/> 3 The bride and groom cut the wedding cake together.	<input type="checkbox"/> 1 To stop bad spirits from taking her away.
5	Palestine	<input type="checkbox"/> 4 The bride and groom keep half of their wedding cake.	<input type="checkbox"/> 5 To show that she and her husband will always stay together.
6	_____	_____	_____

Now go back to period 4 activity 4. Add notes about another wedding custom.

2 Work in pairs. Ask and answer questions for a report on wedding customs.

A is a *Young World* reporter and B knows a lot about customs round the world.

A Do you know any customs from (Arab countries / East Asia / Europe)?

B I know (a fascinating) one from (Palestine). Would you like to hear about it?

A I'd love to! Please go on.

B Well, this is it. (The bride sticks some dough to the front door.)

A Really? What does she do that for?

B It's (to / in order to) (show that she and her husband will always stay together.)

3 Read the passage again and do the tasks.

Say what the underlined words refer to.

1 Line 10: This shows that they will be a good team. **cutting the cake together**

2 Line 11: They keep the other to eat when ... **the second half of the wedding cake**

Now say what the underlined words mean.

1 Line 10: ... they will be a good team. **people who co-operate and help each other**

2 Line 11: ... to eat when the first child arrives. **when their first baby is born**

3 Line 13: ... on the road to a happy future together. **going towards**

4 Describe customs in Palestine. Start like this:

In Palestine, (we have / there are) lots of traditional customs. For example, ...

vowels; a e o i u

1 Work in pairs. Add the plural forms ~es, ~ies or ~s of nouns from the text.

y > ies

	Singular	Plural		Singular	Plural		Singular	Plural
1	way	ways	6	country	countries	11	dress	dresses
2	boy	boys	7	baby	babies	12	box	boxes
3	day	days	8	family	families	13	glass	glasses
4	monkey	monkeys	9	party	parties	14	sandwich	sandwiches
5	toy	toys	10	story	stories	15	wish	wishes

ss
sh
ch
x

Now add to the table these nouns with their plural forms.













baby boy box day family glass
monkey party sandwich story toy wish

2 Work in pairs. Complete the table with singular and plural words from the text. Then add the plural forms of other words you know (5 and 6).

f/fe > ves

	Singular	Plural		Singular	Plural		Singular	Plural
1	life	lives	3	knife	knives	5	shelf	shelves
2	half	halves	4	wife	wives	6	wolf	wolves

3 Work in pairs. Label the pictures with irregular nouns – singular and plural.

1		one <u>man</u>	several <u>men</u>	
		one <u>person</u>	several <u>people</u>	
2		one <u>woman</u>	several <u>women</u>	
3		<u>child</u>	<u>children</u>	
4		<u>foot</u>	<u>feet</u>	
5		<u>tooth</u>	<u>teeth</u>	
6		<u>mouse</u>	<u>mice</u>	

4 Complete the sentences. Use plural forms of words in activities 1–3.

- The ship was sinking, so all the men (man), women (woman) and children (child) climbed into the boats in order to save their lives (life).
- Our families (family) will be hungry later, so let's cut these sandwiches (sandwich) into halves (half), put them in these boxes (box) and take them with us.

We can show the purpose of an action with **to +infinitive** or **in order to + infinitive**
 نستخدم المصدر + to أو in order to للتعبير عن الهدف أو الغاية

1 Read the sentences.

- 1 They wear the same dresses **to stop** bad spirits.
- 2 The groom gives his bride a little money **in order to show** that he will work hard.

Look at the sentences again. Tick (✓) the best way to complete statements 1–2.

- 1 We can show the purpose of an action with **a) to + infinitive.** **b) to + an ~ing verb form.**
- 2 We can also show the purpose of an action with **a) in order to + infinitive.** **b) in order to + an ~ing verb form.**

نستخدم in order to بدلاً من s

2 Change the sentences. Use in order to instead of so.

- 1 They want to hide the bride from bad spirits, so they all wear the same dresses.
They all wear the same dresses in order to hide the bride from bad spirits.
- 2 The groom wants to show that he will work hard, so he gives his bride a little money.
The groom gives his bride a little money in order to show he will work hard.
- 3 The bride and groom want to show that they will be a good team, so they cut the cake together.
The bride and groom cut the cake together in order to show that they will be a good team
- 4 The bride and groom want to celebrate again when the first baby arrives, so they keep half of the wedding cake.
The bride and groom keep half of the wedding cake in order to celebrate again when the ...
- 5 The bride wants to show that she and her husband will stay together, so she sticks some dough to the front door.
The bride sticks some dough to the front door in order to show she and her husband will ...
 نحدد so ونبدأ بالجملة الثانية التي تلي so ونحذف الفاعل و الفعل want في الجملة الأولى و نكمل الجملة بالمصدر مع to

3 Match sentence halves 1–5 and a–e. Join them with to or in order to.

- | | | | |
|------------------------------|-------------------------------------------------------------------------|-------|-----------------------------------------------------------|
| 1 <input type="checkbox"/> d | People often choose a large hotel for the wedding party. | a to. | invite everyone to the wedding. |
| 2 <input type="checkbox"/> a | The groom’s family visit all their friends and cousins. | b to. | welcome the bride and groom to the party. |
| 3 <input type="checkbox"/> e | The groom’s mother and sisters start work early on the big day. | c to. | show everyone that they are very happy. |
| 4 <input type="checkbox"/> c | Traditionally, the family and friends follow the groom’s horse and sing | d to. | get a room that is the right size for hundreds of guests. |
| 5 <input type="checkbox"/> b | At the party, everyone stops talking when the musicians start playing | e to. | prepare the food for the wedding party. |

4 Work in pairs and do a role play.


Student A: You are a visitor to Palestine, and you want to find out about Palestinian customs. Ask about 1–5 in activity 3.

Student B: You are a Palestinian, and you want to tell the visitor all you can about your country. Use a–e in activity 3 to answer the questions.

A I’ve heard that (people often ...). What do they do that for?

B They do that to (get a room that’s ...) in order to

The girl is showing her parents her engagement ring; she is going to get married.



Answers: 1 g Mum and Dad 2 a All 3 d Mum 4 b Ben
5 f Ann and Mum 6 e Ann and Mum 7 c Ann and Robert

1 Look at the picture and do the tasks.

- 1 Describe the picture.
- 2 Guess what has happened.

2 Listen to part 1 and check your answer to task 2. 44

3 Read the 'to-do' list, 1-7 and a-g. Then listen to part 2 and do the tasks. 45

- 1 Match 1-7 and a-g.
- 2 Listen again. Note who is going to do each task.

What to do?

- 1 g Contact Robert's parents.
- 2 a Look at our address books.
- 3 d Phone all the hotels in the area.
- 4 b Start work on the computer.
- 5 f Go to the Wedding Dress Shop.
- 6 e Visit the Happy Day Flower Shop.
- 7 c Go shopping with Robert.

What for?

- a Make a guest list. all
- b Design the wedding invites. Ben
- c Choose the wedding rings together. Ann and Robert
- d Find a place for the wedding party. mum
- e Talk about the right kinds and colours. Ann and Mum
- f Look for something wonderful to wear on the big day. Ann and Mum
- g Decide the date of the wedding. mum and dad

Who?

4 Practise your pronunciation: silent letters. 46

- 1 Listen and underline the consonants that we do not say – (one in each sentence).
 - a listen, everyone, we need to sit down and talk.
 - b We need to write a list.
 - c I think we should contact Robert's parents.
 - d We need to talk to them.
 - e Well, who's going to do that?
- 2 Listen again and repeat.

1 Listen and write down what you hear. 47

2 Read the information. Then find more examples in your book.

- Full stops give clear breaks between sentences. **Commas** also give breaks – but shorter ones that are in a sentence. We often use them between clauses. ¹
The women are singing, and the men are dancing.
These trainers are great, but they're only size 32.
- We often use commas between clauses and phrases, too. ²
In Palestine, the bride sticks some bread dough to the front door.
They're looking for a gift for Ahmad, Omar's younger brother.
- We put commas before and/or after one-word phrases like yes, no, first, finally, please and thank you. We also put them before and/or after people's names when we are talking to them. We also put them before tag questions. ³
No thanks, Mrs Kamal.
Ah, yes, these are just right, aren't they? ⁴
- We use commas when we list things and often with two or more adjectives to describe something. ⁵
I can see Ahmad, Ali and Fuad. Fuad is the one with long, straight hair? ⁷

3 Work in pairs. Write out the following. Add 12 commas.

Nadia Look, Sami, I can see Uncle Hassan near the bride and groom.
And on his right, Tina, you can see our Aunt Rania.

Tina Oh, is she the one in that beautiful, traditional, Palestinian dress?

Nadia Yes, it's fantastic, isn't it? Stop the DVD Sami, please, and then we can see the dress more clearly.

4 Read the information. Then find more examples in your book.

- We use **apostrophes** when we shorten forms of the auxiliary 'helping' verbs be, have, will and would. ¹
I'm (I am) full. * What's (What is) happening now?
Who'd (Who would) like to watch? * It's (It has) just arrived.
* Be careful when you read 's: it can mean *is* or *has*.
- We also use apostrophes when we shorten not. ²
There aren't (are not) any tomatoes.
I don't (do not) agree. ³
- We also use apostrophes as possessive forms with nouns.
We would like to watch our cousin's wedding DVD.
- We use an apostrophe with let's. ⁴
Let's (Let us) get some ice cream.

5 Work in pairs. Discuss and then write out the following. Add 12 apostrophes.

Mike Look, I've found these two DVDs. They're yours or Yasmeen's, aren't they?

Sami Let's have a look ... Well, this one's mine, but the other one isn't, and I don't think it's hers, either.

Mike So perhaps it's Tina's. I'd better ask her.

1 Work in groups. Decide what job each will do.

Your cousin is going to get married and you are all going to help prepare. Each must choose one job from this 'to-do' list.

Use this language.

Would you like to ... Who would like to ...
 Yes, I'd love to do that. I'd prefer to ...

Unit task: Preparing for a wedding

- Choose the flowers.*
- Decide the food.*
- Design the wedding invites.*
- Find a place for the wedding party.*
- Prepare the music for the party.*

2 Work in groups of three or four students. Make statements about your jobs.

Each person says what he/she is going to do, and then adds how he/she is going to do it. Choose from the following.

Make statements like this:

All right. I'm going to ...
 And in order to do that, I'm going to ...

3 Offer choices.

You have started work and are now ready to offer the bride / groom a choice.

You have been thinking about these things:

- Flowers: get them all in one colour / get them in lots of colours*
- Food: a full meal / a light meal*
- Invites: have them in black and white / have them in two colours*
- Place: use the Jerusalem Hotel / use the Palace Hotel*
- Music: traditional music / modern music*

The bride / groom is your teacher. Make your offer and note his / her answers to this and to the other people's offers. Use this language:
 I've been (doing some work on my computer) in order to (design ...), and you need to make a choice. Would you like ...? Or would you prefer ...?



4 Continue an email.

Copy and continue an email to your Unit 1 pen friend (Jack or Jo).

Dear (name)

I've got some interesting family news to tell you. My cousin (name) is going to get married, and a lot of us are doing different things to help.

I've been ... in order to ... My cousin has chosen ..., and now I'm getting on with that.

At the same time, (name) has been ... in order to ... (name) has chosen ..., and so ... (name) has been busy, too. (He) has been ... in order to ...

1 Listen and repeat. 1

يفحص check	مرشد counsellor	تاريخ الميلاد date of birth	الاسم الاول given name
personal details	student	wrong	zero
التفاصيل الشخصية	طالب	خطا	صفر

Word formation
study student

يدرس

2 Look at the picture on the next page. Describe it.

- | | | |
|-----------------------|-----------------------------------|---------------------------|
| 1 The woman | 2 talking to someone | 4 and addresses. |
| 2 She is also | 4 includes their names | 3 about several girls. |
| 3 The computer screen | 1 is looking at something | 2 on the phone. |
| 4 The information | 3 is showing her some information | 1 on her computer screen. |

3 Listen and answer the questions. 2

- 1 What does Rose Hill need to check?
- 2 Is there another reason for her call? What is it?
- 3 What is the same about Rose's and Yasmeen's names?

4 Listen and read. Find the words from activity 1. 3

American schools have counsellors who give students advice and help them with their problems. The new counsellor at Yasmeen's school calls one evening.

Dad Hello. Khalid Haifawi speaking.

Rose Good evening, Mr Haifawi. I'm Rose Hill, your daughter's new counsellor.

Dad Is there a problem? ¹

Rose No, no. But some of our students' personal details are wrong, and I need to check Yasmeen's. ² I'm also trying to meet everyone, so I want to find a time to see her. Could I speak to her, please?

Dad Of course. Could you hold, please? ... Yasmeen, it's for you.

* * * * *

Dad It's your new school counsellor. She says some of their student details are wrong, and she needs to check yours. She says she's also trying to meet everyone, so she wants to find a time to see you.

Yasmeen Thanks, Dad ... Hello. Yasmeen speaking. Dad says you need to check my details.

Rose Yes, sorry, Yasmeen, but may I check your family name? Is it H-i-g-h-...?

Yasmeen No, it's H-a-i-f-a-w-i.

Rose And could you spell your given name for me, please?

Yasmeen Certainly. It's Y-a-s-m-double-e-n.

Rose Ah! Not m-i-n at the end. Y-a-s-m-double-e-n. Yasmeen. What a beautiful name! What does it mean?

Yasmeen It's the name of a flower. ³

Rose Like my name – Rose! Nice! Now, here's my next question: When ...?

Everyday English

Hello. Khalid Haifawi speaking.
Could I speak to her, please?
Could you hold, please?
Yasmeen, it's for you.

GRADE 8 GIRLS: PERSONAL DETAILS

Family name	Given name(s)	Date of birth	Home telephone	Home address
Gomez	Helen Ann	10/11/...	200 0178	751 Hill Road, Fairfax, CA 29971
Hadden	Mary Jane	04/10/...	203 9745	35 North Street, Fairfax, CA 29826
Highfawi	Yasmin	08/09/...	267 7924	129 Palm Way, Fairfax, CA 29775



1 Read. Add new words from period 1. Make any changes needed.

- 1 **A** Hello. Carol Lindsey speaking.
B Oh, hello. Are you the new school counsellor?
A That's right. I'm here to help the students in Grades eleven and twelve.
- 2 **A** Well, my daughter is in twelfth Grade, and she says I need to speak to you.
B Good, well first I should check that I have her on my list of names.
- 3 **A** Of course. The family name is Shawa, and her given name is Susan.
B Well, I've got a Shawa here, but the first name is Susannah. Is that wrong?
A Yes, it's just Susan.
- 4 **A** Hm, well, let's see if I have her other personal details right – like her age.
B She's 17.
A Yes, I've got her date of birth here. And I see that she'll be 18 tomorrow. I hope she has a very happy birthday!
- 5 **A** But part of her phone number is missing. I've only got two- zero -six
B Oh, right, yes, it starts two-six-six, and then it's nine-one-three-seven-five.
A So that's two-six-six-nine-one-three-seven-five. Thank you.



2 Listen and check. Then practise in pairs.  4

3 Read again and answer the questions.

- 1 What do counsellors do? **They give students advice and help them with problems.**
 2 What time of day is it, and where is she calling? **It's evening, and she's calling the Haifawi's house.**
 3 How do we know that Rose wants to do her job well? **Because she wants to meet everyone.**
 4 What does Rose check first? **Yasmeen's family name.**
 5 What is the mistake with this on her computer? **It's spelt HIGH on the computer.**
 6 What does Rose want to check next? **Yasmeen's given name**
 7 Is there a mistake with this, too? **The spelling on the computer is Yasmin.**
 8 How does Rose's next question probably go on? **What is your date of birth?**

4 Work in groups. Listen again and practise the conversation. 

1 Read the sentences.

- 1 Some of **our** computer details are wrong, ...
- 2 **She says** some of **their** computer details are wrong, ...
- 3 ... and **I need** to check **Yasmeen's**.
- 4 ... and (**she says**) **she needs** to check **yours**.

I > he / she
we > they
you > I

I am > he is / she is
I have > he has / she has
I like > he likes / she likes
I don't > he/she doesn't

Look at the sentences again. Tick (✓) the best way to complete the statements.


- 1 See 1 and 2: When we report, we often use a **reporting verb** like a) *she is*. b) *she says*.
- 2 See 2 and 4: When we report someone else's words to others, we often use a **reporting verb** in a) **the present simple**. b) the future.
- 3 See 3 and 4: When we report a 2-clause sentence, we a) always b) do not always use a reporting verb for the second clause.
- 4 See 1 and 2, 3 and 4: When we report, we usually have to change some of the words. For example, **the first person (I/we)** changes to a) the second person (you). b) the **third person (he/she/they)**.

2 Work in groups. Take the parts of Rose Hill, Dad and Yasmeen.

- 1 **Rose** I'm sorry to call Yasmeen in the evening like this.
Dad She says she's sorry to ...
Yasmeen I see.
 - 2 I'm working late to check all my computer details of our students.
...
 - 3 We may have Yasmeen's name wrong, and her other details may be wrong, too.
...
- Change round.

3 Work in groups. Give and report messages.
Use your own names.

- 1 (Name) left (her) book at my home yesterday. // Here you are!
A (C) left her book at my home yesterday.
B I'll tell (C). ... Hello, (C). (A) says you left your book at (her) home yesterday.
C Oh, thanks, (B). ... Hi, (A). (B) says I left my book at your home yesterday.
A That's right. Here you are!
C Thank you very much.
A You're very welcome.
- 2 I'm going to invite (Name) to my party next week. // Please come!
- 3 I've got some photos of (Name) to give (her/him). // Here they are!



Change round. Think of more statements to report in the same way.

1 Listen and repeat.



جد ancestor	ببدا begin	يناقش discuss	دكتور Dr	منذ زمن طويل long ago	مرة once	على الخط on the line	ابن son
	رسالة نصية text message		المانى Germany	المانيا German	حيفا Haifa	روما Rome	

2 Listen. Add new words from activity 1. Make any changes needed.



- 1 A Did Fuad phone?
B No, he sent a text message instead.
- 2 A It's for you, Sameera. It's your brother Tariq on the line.
B Oh, good. Perhaps he's calling to discuss our family holiday together next summer.
- 3 A Where did our earliest ancestors come from? Does anyone know?
B Well, yesterday, Dr Hassan was on TV, and he was talking about that. He knows everything about ancient history!
A Really! So there is someone who knows about people so very, very long ago!
B Yes, it seems that everyone in the world today comes from a small group of people who once lived in Africa. And then these people slowly began moving to other parts of the world about 100,000 years ago.

3 Listen and check. Then practise in pairs.



4 Listen and do the tasks.



Part 1

Germany Palestine Russia

- 1 Tick (✓) the names of the students when they answer their teacher, Mr Woods.
2 Listen to the conversation and write the country names for each student.

Class: 8W	Teacher: Peter Woods		
Family name	Given name(s)		Country
Al-Qudsi	Hisham	✓	<u>Palestine</u>
Voroshilov	Anna	___	<u>Russia</u>
Ziegler	Barbara	___	<u>Germany</u>

Part 2

Ireland Japan Scotland

- 1 Listen to the conversation and write the country names for each student.
2 Listen again and add the meanings of the names.

MacDonald	Rob	✓	<u>Scotland</u>	<u>of Donald</u>
Mori	Ken	___	<u>Japan</u>	<u>wood</u>
O'Donnell	Mary	___	<u>Ireland</u>	<u>of Donell / Donald</u>

1 Work in pairs. Talk about the picture on the next page.

- 1 Which of the young people do you already know? **Adnan**
- 2 What do you know about this person? **His family name is Haifawi, and family are from Palestine.**
- 3 What is he doing? **He's calling on a mobile**
- 4 What are the other young people doing? **One girl is sending an email, the boy is sending a text message, another girl is phone on a landline**
- 5 Who may they be communicating with? **The man who introduces the Did you know? programme.**
- 6 Do the people in the big picture seem to be making a radio or a TV programme? **They're making a radio programme.**
- 7 What is the man holding in his hand, and who may that be from? **He's holding an email; it may be from Adnan.**

2 Read and mark the statements true (✓) or false (X).

- 1 Dr Romano comes from Rome.
- 2 Different cultures use place names as family names.
- 3 The boy who sends a text message makes shoes for people.
- 4 People everywhere have always had family names.
- 5 Lucy Paris is someone who will bring light into other people's lives.
- 6 Five people have contacted the programme in three different ways.

Work in pairs. Check your answers and correct the false ones.

Robson Hello. I'm Alan Robson, and you're listening to *Did you know?* Today, we're discussing people's names. And to ^{ask} answer your questions we have Dr Julia Romano.

Romano Hello, everyone.

Robson Let's begin with a call from **Emma Baker.**

Emma How did our ^{descendants} ancestors get their family names?

Romano Well, they were often place names. For example, **mine** shows that my ancestors were once from Rome.

Robson Here's an email from **Adnan Haifawi.** He asks what his name means.

Romano It's like mine. It means his family were from Haifa long ago. **Robson**

Now we have a text message from **Dan Schumacher.** He asks where his family were from.

Romano From Germany. Dan's name is German for shoe and maker, so they made people's shoes. There are other 'work' names too, like Farmer and Fisher.

Robson This email is from **Tina Johnson.** She wants to know when people started using family names.

Romano Long ago. Perhaps 700 years ago, people started calling an ancestor of hers John's son – and that became Johnson.

Robson And finally, we have **Lucy Paris** on the line.

Lucy How do parents choose given names?

Romano In ^{same} different ways. For example, parents often hope their ^{kids} children will be like their names. **Yours** means 'light', Lucy, so perhaps your parents hope you'll bring light into people's lives and make **them** ^{take} happy. ^{sad}

3 Listen and read aloud.  8



1 Read and complete lines 1–4 of the table. Then think about the other young person’s family name and complete line 5.

	Person	Meaning?
1	Dr <u>Romano</u>	Her ancestors were <u>from Rome</u> .
2	Adnan <u>Haifawi</u>	His ancestors were <u>from Haifa</u>
3	Dan <u>Schuhmacher</u>	His ancestors made <u>shoes</u>
4	Tina Johnson	An ancestor became <u>John’s son</u>
5	Emma <u>Baker</u>	<u>Her ancestors made bread</u>

2 Work in pairs. Make statements from the table in activity 1.

Dr Romano has a family name which means that her ancestors were once from Rome.

Adnan Haifawi has a ...

3 Read the passage again and do these tasks.

Say what the underlined words refer to.

- Line 7: For example, mine shows that my ancestors once lived in Rome. Dr Romano’s family name
- Line 23: Yours means ‘light’, Lucy, Lucy Paris’s name
- Line 24: ... perhaps your parents hope you’ll bring light into people’s lives and make them happy. Lucy’s parents

Now say what the underlined words mean.

- Line 7: It’s like mine. the same as my name
- Line 14: There are other ‘work’ names, too, names which come from the work a person did
- Line 15: ... like Farmer and Fisher. a man who fishes

4 Think and discuss.

- If you have children in the future, what names may you give them?
- Why do you like these names?

1 Match the word pairs.
Add them to the personal details table below.

Home Family	Given Home	Date	name telephone	of birth name(s)	address
----------------	---------------	------	-------------------	---------------------	---------

GRADE 8 GIRLS: PERSONAL DETAILS				
<u>family</u> name	<u>given</u> name	<u>date of</u> <u>birth</u>	<u>home</u> <u>telephone</u>	<u>home address</u>
Gomez	Helen Ann	10/11/...	200 0178	751 Hill Road, Fairfax, CA 29971
Hadden	Mary Jane	04/10/...	203 9745	35 North Street, Fairfax, CA 29826
Highfawi	Yasmin	08/09/...	267 7924	129 Palm Way, Fairfax, CA 29775
<u>Haifawi</u>	<u>Yasmeen</u>			

2 Read the conversation and correct Yasmeen’s personal details above.

Rose Listen, Yasmeen, while we’re talking, let me check that your other details here are correct. I think the phone number is probably all right because we’re talking! ... But what about the address? Is it one twenty-nine Palm Way?

Yasmeen No, sorry, it isn’t. It’s one ninety-two.

Rose Oh, right. It’s good that I asked.

Yasmeen And did you say Palm Way – P-a-l-m Way?

Rose Yes, that’s right.

Yasmeen Well, I’m sorry, but it’s Palmer Way – P-a-l-m-e-r Way.


Rose Thanks. And let’s check the code. I’ve got C-A two-nine-double-seven-five.

Yasmeen No, that’s not right, either. It’s C-A-two-double-nine-seven-five.

Rose OK, good. Thank you very much.

3 Complete Rose Hill’s answer.

Could I have details for some of the girls in Grade 8, please? The first name on my list is Haifawi.



Her full name is Yasmeen Haifawi, and her date of birth is 8/9
Her telephone number is 267 7924,
and her full home address is
192 Palmer Way
Fairfax, CA 29975.

4 Match the underlined words to the correct meanings 1–4 in the dictionary.

- Yasmeen lives at 192 Palmer Way. 2
- Parents choose given names in different ways. 1
- Omar is a long way from home in Palestine. 3
- I think we’re going the wrong way. 2

way: /weɪ/ [C] **1** how you do something: طريقة
There are so many delicious ways to prepare طريقتي *chicken.* **2** the road or path to a place, and also part of the name of a road: *The best way to the river is straight ahead, along River Way.* **3** مسافة
The distance from one place to another: *The shops are only a short way from home.*

Reported questions

1 Read sentences 1–8.

- 1 What does my name mean?
- 2 He asks what his name means.
- 3 'Where were my family from?'
- 4 He asks where his family were from.
- 5 'When did people start using family names?'
- 6 Tina wants to know when people started using family names.
- 7 When will you have time to meet me, Yasmeen?
- 8 Rose wants to know when she will have time to meet her.

1. the reporting verb is { ask / want to know }
2. we change the word order from wh - verb - subject? to wh - subject - verb
3. If the helping verb is {is, are, was, were, have, has, will} we keep it and put it after the subject
4. If the helping verb is (do, does, did) we delete it and change the main verb
do > delete
does > add s to main verb
did > change main verb to past

Look at the sentences again. Tick (✓) the best way to complete statements 1–4.

- 1 When we report a direct *Wh* question, the verb
a) stays the same. b) changes to statement form.
- 2 If there is a 'helping' verb in the direct question, we a) keep it b) cut it in the reported question.
- 3 After the reporting verb, the word order changes to a) *Wh* question word + main verb + subject b) question word + subject + main verb.
- 4 Reported questions end with a) a full stop (.). b) a question mark (?).

2 Work in pairs. Change the following into reported questions.

- 1 Emma asks, 'How did our ancestors get their family names?'
Emma asks how our ancestors got their family names

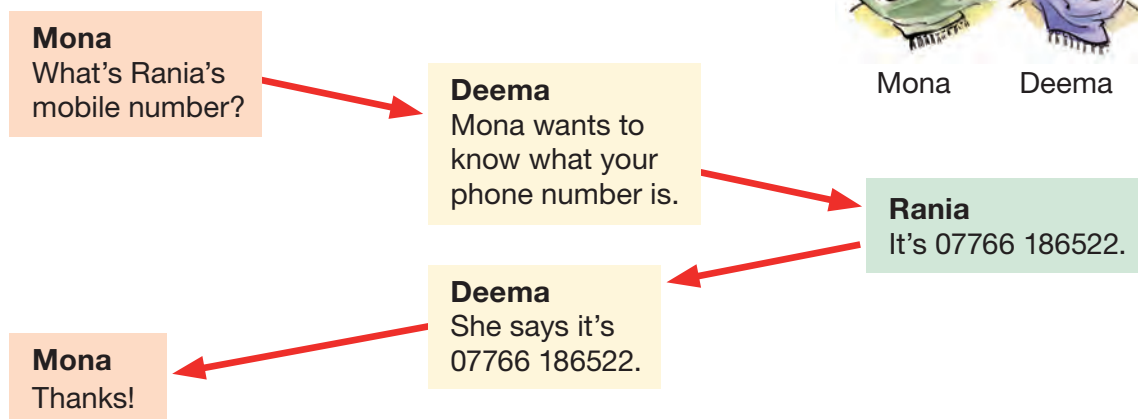
- 2 Lucy wants to know, 'How do parents choose given names?'
Lucy wants to know how parents choose given names
Go on with questions by the Head Teacher, Dr Cook, about another Grade 8 girl. Use the reporting verbs in brackets.

- 3 'How does Helen spell her family name?' (Dr Cook asks ...)
how Helen spells her family name
- 4 'What's her home telephone number?' (He also wants to know ...)
what her home telephone number is
- 5 'Where does she live?' (Then he needs to check ...)
where she lives



3 Work in groups. Take turns to ask, report and answer questions.

Write down questions to ask about your partners. Then take turns to ask, report and answer. Use your own names.



1 Copy the message form. Then work in pairs, and read out the conversation.

Rose Hill shares a room with Peter Kraft, the counsellor for the boys. He is out when a student, Ben West, arrives.

- Ben** Could I speak to Mr Kraft, please?
Rose I'm sorry, but he's out. Can I take a message for him?
Ben Oh, thank you. ... I need to see him later today if he has time.
Rose I see. I'll make a note of that.
Ben You see, he and I had a long chat yesterday.
Rose I see. All right.
Ben And he promised to write a letter about me to my parents.
Rose Right. I've got that.
Ben And my mother will want to see the letter when I go home this afternoon.
Rose Right. I'm sure he'll have the letter ready for you before then.

Now work alone, and complete the message. Write reported statements.

Telephone message	
Date: _____	Time: _____
Message for: Peter Kraft	
From: Ben West	
Taken by: Rose Hill	
<i>Ben West says he needs to see you later today, if you have time.</i>	
<i>He also says you and he had a long chat yesterday and you promised to write a letter about him to his parents. He says his mother will want to see the letter when he goes home.</i>	

2 Copy the message form. Then work in pairs, and act out the conversation.

Rose Hill is out when Dr Cook calls. Peter Kraft takes the call.

- Dr Cook** Could you put Rose on the line, please?
Peter I'm sorry, but she's out. Can I take a message for her?
Dr Cook Oh, thank you. I have some questions for her.
Peter I see. I'll make a note of them.
Dr Cook First, when is she going to see the Grade 10 girls?
Peter I see. All right. I've got that
Dr Cook Next, which room does she want to use for that?
Peter Right.
Dr Cook And then, how long will she need the room for? And finally, what is she planning to talk to the girls about?
Peter Right. I'm sure she'll contact you with the answers as soon as she gets back.

Now work alone, and complete the message. Write reported questions.

Telephone message	
Date: _____	Time: _____
Message for: Rose Hill	
From: Dr Cook	
Taken by: Peter Kraft	
<i>First, Dr Cook wants to know what room you want to use for that. Then she wants to know how long you will need the room for, and finally, she wants to know what you are planning to talk to the girls about.</i>	

1 Look at the picture and the computer form. Guess the kind of conversation you will hear.



NEW STUDENT: PERSONAL DETAILS	
Family name: <u>Jarrett</u>	Given name(s) <u>Allen</u>
Present grade: <u>8th</u>	Present age: <u>14</u>
Start date: <u>Monday, May 22nd</u>	Phone: <u>9206771885</u>
Full name of parent(s) <u>Peter Jarrett</u>	

2 Copy the form. Then listen and complete it.



Audio 9

3 Listen. Practise writing down numbers and spellings.



10

1 Tick the numbers that you hear.

- a 0124 56973 0124 56793
 b 0136 84752 0163 84752
 c 0174 93622 0174 96322

2 Write down the numbers that you hear.

- a 01326 794521 b 01592 483299 c 01682 834424

3 Tick the names that you hear.

- a Mr B Parton Mr P Barton
 b Mrs T Hardy Mrs D Harty
 c Dr K Galcarney Dr K Calgarney

4 Write down the spellings that you hear.

- a Brian Whistler b Heather Burroughs c Graham Mitchell

4 Practise your pronunciation: numbers and spellings.



11

1 Listen and read out. Use *double* for two numbers or letters that are the same.

- a 01559 466588 b 02286 559443 c Annette Deene d Billy Patten

5 Work in pairs. Read and act out.

PA First, I need to write down some personal details. It's Mr Jarrett, isn't it?

Parent That's right. And it's J-a-double-r-e-double-t. Peter Jarrett.

PA And could I have your son's given names?

Parent It's Allen. Just Allen.

PA Could you spell that, please?

Parent It's A-double-l-e-n.

* * * *

PA I'll talk to Dr Cook, and then I'll call you back. So could I have your phone number, please?

Parent It's nine-two-zero-six double-seven-one-double-eight-five.

PA Thank you.

1 Listen and write down what you hear.



12

2 Read the start and the finish of the **formal letter**. Answer these questions.

- Who is the letter to and who is it from? **It's to Mr and Mrs Jarrett, from Sally Green.**
- How are the start and the end different from your Unit 1 letter to a pen friend? **starts with Dear and it ends with Yours truly.**
- What has happened since Mr Jarrett's phone call (in period 10)? **Allen has been accepted at the school.**

3 Add the addresses in the right places. Then add today's date.

Address 1: Fairfax High School / 792 Barton Street / Fairfax / CA 93781 **sender's address**

Address 2: Mr and Mrs P Jarrett / 1206 North Down Street / Los Angeles / CA 98680

4 Read Dr Cook's note to Sally Green. Copy and complete the letter.

Please tell the Jarretts:

- * Pleased they can visit the school on April 25.
- * I hope to meet them then.

Please ask them:

- * What time will they arrive?
- * How long are they going to stay?
- * Who would they like to meet?

they > you

Fairfax High School
792 Barton Street
Fairfax
CA 93781 ← Address 1 المرسل

Mr and Mrs P Jarrett
1206 North Down Street
Los Angeles
CA 98680 ← Address 2 التعريف اليه

Dear Mr and Mrs Jarrett ← Who the letter is to

Allen's start at Fairfax High ← Subject line الموضوع

It was good to talk again this morning, and we are very happy that Allen can join us on May 22, as you hoped.

Dr Cook says he is pleased that you can visit the school on April 25th. **He says he hopes to meet you.**

He also has one or two questions. He wants to know what time **you will arrive, how long your are going to stay, and who you would like to meet.**

We hope to hear from you soon. We will then immediately prepare a programme for your visit.

Yours truly ← Formal letter ending

Sally Green ← Who the letter is from التوقيع

S Green (Mrs)

(Personal Assistant to Dr Cook) ← Job الوظيفة

1 Work in groups. Do the following tasks.

Unit task: Writing a formal letter

The teachers and students of Fairfax High have invited your group to visit for six months from September 10. Now you have a letter from Sally Green, Dr Cook's Personal Assistant.

- **Read what she wants and underline the key words from each paragraph.**

Could you please send me **everyone's** personal details – **family names, given names, dates of birth, home telephone numbers and home addresses?** This information is **very important**, so please write back to me with it as soon as you can.

We know that your families will want to know a lot about your visit before you come, so please also **send us all their questions.** We promise to answer all of them as fully and clearly as we can.

- **Draw a table like the one on Rose's computer on page 53.**

Add everyone's family and given names. Then take turns to ask for and give the other personal details. Complete your table with all the information.

- **Start your formal letter like Sally Green's letter to Mr Jarrett.**

Write your school's address and the date on the right, and her name and school address on the left.

- **Start the body of the letter. Discuss, agree and add a subject line and a short first paragraph – like Sally's first paragraph.**

Dear Mrs ...

(Subject line)

It was good to receive ..., and we are very happy that ...

- **Copy the personal details into the second paragraph. Start like this.**

Here are the personal details of everyone in our group.

- **Read the questions. Take turns to choose one question from your parents.**

- 1 How did you decide to invite our sons / daughters?
- 2 Where have past groups of student visitors come from?
- 3 What is the weather usually like in autumn and winter?
- 4 What kinds of clothes are our sons / daughters going to need?
- 5 Who are our sons / daughters going to stay with?
- 6 How often will they allow our sons / daughters to call home?
- 7 When are classes going to start in September?
- 8 What subjects do Grade 8 students do at Fairfax?

- **Report their questions to the group.**

My parents ask (what / when / where / who / how / how often ...) want to know

- **Report the questions in the third paragraph. Start like this.**

Here are some important questions from our parents. (Tariq's) father asks ...

- **Finish the letter with this.**

We hope to hear from you soon.

- **Then add a formal ending like Sally. (However, do not write a 'Job' line.)**

1 Listen and repeat. 13

عمل منزلي housework	يسرع hurry up	يبحث look up	مسلم Muslim	يرفع pick up
يضع put down	يتولى/يستولي take over	يطفى turn off	يُعمل work on	

Word formation	
Islam	Islamic
اسلام	اسلامي

2 Look at the picture on the next page. Describe it.

- The boy in the picture **2**one of his books is **1** on his mobile phone.
- We can see that **1** to speak to someone **1** in his bedroom.
- It seems to be late **1** has been doing homework **3** that it is night outside.
- The boy has stopped **3** because we can see **2** about the history of Spain.

3 Listen and answer the questions. 14

- Before Sami called, why was he worried about his friend Mike? **Because Mike didn't play football with them after school.**
- Why does Mike have to finish everything today? **Because his family have got guests tomorrow, and he has to help.**
- What is he working on now? **He's working on his project on Islamic Spain**
- How does Sami help him? **Sami looks it up in his book, History of Islam**

4 Listen and read. Find the words and phrases from activity 1. 15

Mike is working hard when Sami calls. He puts down his pen and picks up his phone.

Sami Hi, Mike? Is anything wrong? You didn't play football with us after school.

Mike I couldn't. I've got lots of homework.

Sami What about doing that tomorrow? It's Saturday.

Mike No, I want to hurry up and finish today if I can.

Sami But why?

Mike We've got some visitors tomorrow, so I have to get up early and help do the housework. I have to tidy up my room, sweep up round the house – and help with the guests, too!

Sami Poor you! So what are you working on now?

Mike My project about Islamic Spain.

Sami Oh, yes, when Muslims from North Africa took Spain.

Mike Yes, they took over the country, and I need to find out the date.

Sami I can help. I'll look up my History of Islam here.

Mike Oh, thanks!

Sami I'm looking for the right place. Islamic art ... Islamic culture ... Ah! Islamic Spain!

Mike Well done!

Sami Here it is. Listen, the Muslims arrived in the year 711, and they stayed for almost 800 years.

Mike Thanks, Sami!

Sami And now I think you should turn off your computer and stop. It's late!

Everyday English

Is anything wrong?
Poor you!



1 Read. Add new words from period 1. Make any changes needed.

- 1 **A** Tariq and Fuad have been working for five hours. They look very tired!
B Yes, let's offer to take over from them. Then they can have a rest.
- 2 **A** Could you turn on the radio when you go to the kitchen?
B Yes, and I'll turn off the TV here in the living room.
- 3 **A** Let's put down the table. I think this is the right place.
B Yes, and then we need to pick up the sofa and take it over there.
- 4 **A** Come on! Let's hurry up and go. We don't want to be late for the match.
B I can't go yet. I'm still finishing the housework. Perhaps you'd like to help!
- 5 **A** You both look very busy with your books. What are you working on?
B We're doing a project on the history of Islam and Islamic culture.
- 6 **A** I need to look up the word for someone who follows the Islamic religion.
B Oh, I can tell you that. The word is Muslim.

2 Listen and check. Then practise in pairs.  16

3 Read again and answer the questions.

- | | |
|-------------------------------------------------|-------------------------------------------------------------------------|
| 1 Where did Mike go after school? | 6 In Sami's book, which subjects does he look at in order to help Mike? |
| 2 What has he been doing since then? | 7 Where did the Muslims who came to Spain come from, and when? |
| 3 When does Sami think Mike should do this? | 8 How long did they stay? |
| 4 What housework does Mike have to do tomorrow? | |
| 5 What else does he have to do tomorrow? | |

- 1 He went home. 2 He has been working.
 3 He thinks Mike should work on Saturday.
 4 He has to tidy his room and sweep the house.
 5 He has to help with the guests.
 6 He looked up Islamic Spain
 7 They came from North Africa in 711
 8 They stayed almost 800 years.



1 Read sentences 1–6.

- 1 He **puts down** his pen.
- 2 He **picks up** his phone.
- 3 I have to **get up** early.
- 4 Yes, they **took over** the country, ...
- 5 I'll **look up** my History of Islam.
- 6 I'm **looking for** the right page.

Look at the sentences again. Tick (✓) the best way to complete the statements.

- 1 All of these phrasal verbs have a verb + a) one more word b) two more words.
- 2 With some of the phrasal verbs in these sentences – put down, pick up and look for – the meaning is a) just b) different from the meaning of the two words together.
- 3 With some of the phrasal verbs in these sentences – get up, take over and look up – the meaning is a) just b) different from the meaning of the two words together.

2 Complete the sentences. Use these phrasal verbs.

- 1 After you wake up in the morning, do you get up immediately – or do you stay in bed for a short time?
- 2 Do you prepare your clothes the night before, or do you have to look for things to wear in the morning?
- 3 When you get home, do you like to have a rest for an hour or two, or do you prefer to get on and start your homework immediately?
- 4 While you are doing your homework, do you usually stop for a rest, or do you prefer to carry on until you finish?
- 5 When you finish your homework, do you put away your books in your school bag – or do you leave them out until the next morning?
- 6 Do you tidy up your room every day – or only when it gets really untidy?

يواصل	يواصل
carry on	get on
ينهض	get up
يبحث	look for
يضع جانبا	put away
يرتب	tidy up
	wake up
	يستيقظ



3 Work in pairs and do the tasks.

- 1 Use the questionnaires. Ask and answer the questions. (Say more than Yes or No.)
- 2 Report your partner's most interesting answers to the class.

Phrasal verbs are very common in English. You have now learned all of these:

يواصل	يعود	يكتشف	يواصل	يرجع
carry on	come back	find out	get on	get up
يوصل	يستمع	يسرع	يبحث	يبحث
go away	go on	hear of	hurry up	look for
يغادر	يواصل	يبحث	يبحث	look up
يتمرر	يرفع	يضع جانبا	يضع	يجلس
pass on	pick up	push in	put away	put on
يقف	يبدأ	يكنس	يضع	put down
stand up	start up	sweep up	take over	tidy up
	يرمي	يرتب	يرتب	throw away
يرمي	يرمي	يرمي	يرمي	يرمي
turn off	turn on	turn over	wake up	work on
يطفى	يشغل	يقالب	يقالب	يقالب

1 Listen and repeat.  17

فن العمارة architecture	مرض disease	ارض land	طبي medical	عملية operation	غني rich	يؤسس set up
work out	Al-Andalus	Alhambra	Baghdad	Cordoba	Granada	
يستنتج	الاندلس	الحمراء	بغداد	قرطبة	قرطبة	

2 Listen. Add new words from 1. Make any changes needed.  18

- A** I hear that Muneer has made a lot of money recently.
B Yes, he's a rich man now.
- A** What are you going to do when you leave school?
B I want to study architecture and learn how to design beautiful buildings!
- A** In the past, different diseases killed millions of people every year.
B Yes, but things have got better. Doctors have worked out how to save many more people than before.
- A** My dad says your granddad has gone into hospital for an operation.
B Yes, he has several medical problems. But the doctors say he'll be fine.
- A** I hear you're going to set up a new farm.
B Yes, I've bought some land near the river, and I'm going to start soon.

3 Listen and check. Then practise in pairs. 

4 Listen and do the tasks.  19

First, copy the table. Then listen and go on with the notes for Mike.

The story of Islamic Spain		
	Areas to write about:	Examples:
1	History	The most important <u>dates</u>
2	Farming:	<u>new crops</u>
3	Architecture:	<u>mosques and palaces</u>
4	Science and medicine:	<u>new medical operations</u>

5 Work in pairs. Talk about the information in activity 4.

Mike's mum wants to hear about his project. Start their conversation like this.

- Mum** Are you working on your new project now?
Mike Yes, I'm going to call it The story ...
Mum That sounds interesting. What are you going to write about it?
Mike First, I want to talk about the history of ...
 For example, I'm going to say something about the most ...
Mum And what are you going to write about after that?
Mike After that, I want to talk about ... in Islamic Spain.
 For example, I'm going to ...

Go on with the other information in the table.

1 Work in pairs. Talk about the map and picture on the next page.

- 1 Which two countries today share this large area of land in the west of Europe? **Spain and Portugal**
- 2 Did the Muslims take over a little of it, most of it, or all of it? **Most of it**
- 3 Do you think they came over the sea from Africa, or from farther east in Europe? **They came over the sea from Africa.**
- 4 What is the name of the country in that part of North Africa today? **Morocco**
- 5 What is the place in the photo, and what city is it in? **The Alhambra Palace in Granada**
- 6 Where is the city on the map? **It's in the south of Spain.**
- 7 What does the place in the photo tell you about the city long ago, and about the people who lived there? **It was an Islamic city and Muslims lived there.**

2 Read and mark the statements true (✓) or false (X).

- 1 East and West met in Spain 800 years ago.
- 2 The Muslims had better ways of farming than the people of Spain.
- 3 Islamic Spain became the most important part of the Muslim world.
- 4 Al-Khatib and Al-Zahrawi were famous for their new ideas in architecture.
- 5 The feeling of ancient Al-Andalus has completely gone from modern Spain.

Work in pairs. Check your answers and correct the false ones.

The Muslims in Al-Andalus

People often say East is East and West is West, and the two can never meet. However, the history of Spain tells us something different. Here, East and West met for almost 800 years. **They** sometimes fought, but there was real contact between cultures.

When the Muslims **reached** in 711, they took the country over very **fast** quickly. They came with new ideas, and they completely changed the land that **they** called Al-Andalus. With new crops and better ways of farming, Al-Andalus soon grew rich. **poor**

The Muslims needed a capital, and they set it up in Cordoba. **Here**, they built beautiful mosques and palaces, and the city became as important as Baghdad. Al-Andalus became a centre of the Islamic World and *the* centre of civilisation in Europe.

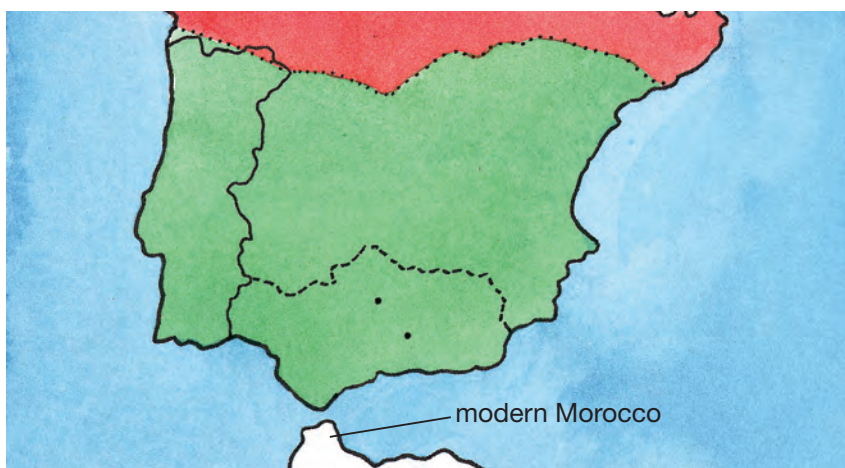
Its science, medicine, architecture, arts and crafts became famous. **Here**, **Al-Khatib** found out how people pass diseases on. Here, **Al-Zahrawi** worked out many new medical operations. Students in both East and West studied the work of people **like** these for centuries, and we still remember them today.

Spain is now a busy, modern country. But walk the narrow streets of old Cordoba and visit Granada's amazing Alhambra Palace and gardens, and you will find a different Spain. **Here**, ancient Al-Andalus still lives.

3 Listen and read aloud.  **20**

Did you know?

- Lots of things that we use every day come from Islamic Spain – glass mirrors, for example.
- Scientists in Al-Andalus introduced the number 0. This opened the way to modern maths.



1 Read and complete the table. Find one or two examples for each of points 1–4.

	Things that Islamic Spain did:	Examples:
1	Introduced better ways of farming	<u>New crops</u>
2	Developed important areas of study	<u>Science and medicine</u>
3	Left behind great pieces of architecture	<u>the Alhambra Palace</u>
4	Produced many famous scientists	<u>Al-Khatib, Al-Zahrawi</u>

2 Work in pairs. Produce short conversations from the table.

I've heard that Islamic Spain introduced better ...

Yes, that's right. For example, the Muslims introduced new ...

3 Read the passage again and do the tasks.

Say what the underlined words refer to.

- 1 Line 5: ... the land that they called Al-Andalus. **the Muslims**
- 2 Line 10: Here, Al-Khatib found out ... **in Al-Andalus**
- 3 Line 12: ... studied the work of people like these ... **like Al-Khatib and Al-Zahrawi**
- 4 Line 16: Here, ancient Al-Andalus still lives. **in the streets of old Cordoba and in the Alhambra**

Now say what the underlined words mean.

The East is completely different to the West

- 1 Line 1: East is East and West is West, and the two can never meet.
- 2 Line 6: Al-Andalus soon grew rich. **became** **the place where the most important things happened**
- 3 Line 8: ... became a centre of the Islamic World and the centre of civilisation in Europe.
- 4 Line 15: ... and you will find a different Spain. **Spain that is not the same as modern Spain**

4 Think and discuss.

Imagine that you can travel back in time 1,000 years or more. Then imagine that you can go anywhere in the Muslim world – or anywhere else – at that time. Where would you like to go, and what would you like to see and do?

1 Read sentences 1–6.

- 1 I have to **hurry up**.
- 2 I have to **get up** early.
- 3 They **took over the country**.
- 4 They **took the country over**.
- 5 They **took it over**.
- 6 They **set it up** in Cordoba.

Look at the sentences again. Tick (✓) the best way to complete the statements.

- 1 The phrasal verbs in sentences 1–2 a) have b) do not have objects.
- 2 The phrasal verbs in 3–6 a) have b) do not have objects.
- 3 Sentences 3–4 have a phrasal verb + a) noun object. b) pronoun object.
- 4 Sentences 5–6 have a phrasal verb + a) noun object. b) pronoun object.
- 5 In sentences 3–4, the noun a) only goes in centre position b) goes in centre position or after the phrasal verb.
- 6 In sentences 5–6, the pronoun a) only goes in centre position b) goes in centre position or after the phrasal verb.

2 Work in pairs. Ask and answer questions about the texts on pages 64 and 68.

Text 1.

- 1 **A** Has Mike already tidied up his room?
B No, he hasn't. He's going to tidy it up tomorrow.
- 2 Is Sami looking up Islamic Spain on the internet?
- 3 Is Mike the one who is finding out the date?

Text 2

- 4 Did the Muslims take over the country quite slowly?
- 5 Did the Muslims set up their new capital in Granada?
- 6 Was Al-Khatib the one who worked out many new medical operations?

3 Play the 'broken robot' game.

Use: turn on – turn off, pick up – put down.

Student 1 Could you turn on the light, please?

Robot (The robot stands still, not working.)

Do I have to turn the light on or off?

All Please could you turn it on!

Robot Ah, now I understand. Yes, of course. (The robot turns it on.)

All Thanks very much!

pass on
put on
throw away
tidy up
turn off
turn on

1 Complete the conversations. Use these phrasal verbs.

- 1 **A** It's getting dark now.
B Right, I think I'd better turn on the lights.
A Yes, I think you should turn them on, too. That's a good idea.
- 2 **A** I hate that horrible noise!
B Right, I think I'd better turn off the music.
A Yes, I think you should turn it off, too. That's a good idea.
- 3 **A** Your desk looks very untidy!
B Right, I think I'd better tidy up my books and pens and pencils.
A Yes, I think you should tidy them up, too. That's a good idea.
- 4 **A** It's really cold outdoors today.
B Right, I think I'd better put on my coat when I go out.
A Yes, I think you should out it on, too. That's a good idea.
- 5 **A** Some people haven't heard about the new travel dates.
B Right, I think I'd better pass on the information.
A Yes, I think you should pass it on, too. That's a good idea.
- 6 **A** I don't think you can wear those dirty old clothes any more.
B Right, I think I'd better throw away the jeans – and the T-shirt, too.
A Yes, I think you should throw them away too. That's a good idea.

Now practise in pairs.

2 Write out the words in the correct order. Put the object after the phrasal verb when you can.

- 1 **A** need / dates / up / I / to / some / look
B up / internet / them / on / look / the / can / you
A I need to look up some dates.
B You can look them up on the internet.
- 2 **A** can't / out / answer / the / I / work
B you / work / can / out / for / it / I
A i can't work out the answer
B I can work it out for you.
- 3 **A** these / let's / away / dishes / put
B that / put / them / cupboard / put / let's / yes, / away / in
A Let's put away these dishes
B Yes, let's put them away in that cupboard.
- 4 **A** need / back / we / those / give / to / soon / books
B we / yes, / them / today / back / give / should
A We need to give those books back soon
B Yes, we should give them back today

Now practise in pairs.

1 Look at the poem. Answer the questions.

- 1 Which school subject is it about? **Geography**
- 2 This poem has a very clear topic sentence. Read it out. Will the poem be happy or sad?
I love Geography – the poem will probably be happy, because the writer loves this subject

Now look at the pictures and do these tasks.

- 1 Find and name things that you already know in English. **clouds, stars, river, cave**
- 2 Read out the names of other things in the pictures. **rainbow, plain, field, snow, ice, volcano, glacier, cliff, spring**


2 Listen to the poem and decide. Were you correct?  21

Geography

I love Geography.

Other people, other places,
 Different customs, different faces,
 Drought and desert, field and plain,
 5 Snow and ice and monsoon rain,
 Volcanoes, glaciers,
 Bubbling springs,
 Clouds and rainbows,
 Countless things,
 10 Stars and planets, distant space,
 Whatever's ugly, full of grace.
 Seas and rivers,
 Cliffs and caves,
 The wondrous ways this world behaves.
 15 So much to learn; so much to know;
 And so much further still to go.

John Kitching



3 Listen to understand some new words. Then decide the meanings of these. 

- Line 9: countless a) more than we can count **X**
 b) things that we forget to count
- Line 10: distant a) very far away **X**
 b) quite near
- Line 14: wondrous a) terrible
 b) amazing **X**

Now explain the last line. Say what kind of journey the writer means.

The poet refers to the journey of life, and possibly beyond.

4 Work with a partner. Mark the words that rhyme: a-a; b-b; ... f-f.

5 Listen again and check your work in activity 4. Then read out the poem. 

Answers: places / faces a...a, plain / rain b...b, springs / things c...c, space / grace d...d, caves / behaves e...e, know / go f...f



1 Listen and write down what you hear.

2 Complete a paragraph for Mike's project. Do these tasks.

- 1 Read topic sentences a–c and the rest of the paragraph below. Add the best of a–c.
 - a The Muslims remained in Spain for almost 800 years.
 - b How the Muslims chose a place for their new capital city.
 - c The Muslims took over most of Spain in just six years.
- 2 Now choose time expressions to fill gaps 1–5.

First, Just two years after that,
In only three years, Soon, Then

Islamic Spain: the early years

- (1) First Tariq Ibn Ziyad sailed over from North Africa with just 7,000 men in the year 711.
- (2) Then Musa Ibn Nusayr brought another 18,000 in 712.
- (3) Soon the Muslims were quickly pushing north into the heart of Spain.
- (4) In only three years by 715, most of the south of Spain was in Muslim hands.
- (5) Just two years after that the Muslims were ready to set up a capital city, and in 717, they chose to do this in Cordoba.

3 Complete another paragraph for Mike's project. Do these tasks.

- 1 Read topic sentences a–c and the rest of the paragraph below. Add the best of a–c.
 - a Farmers introduced important new water technologies to Al-Andalus.
 - b Farmers made some of the most important changes in Al-Andalus.
 - c Farmers brought many new kinds of crops to Spain for the first time.

Farming in Al-Andalus

Before Islam arrived, farming in Spain was at a very low level. (1) However (For example, / However,) the new culture soon brought new ways of doing things. The Muslims knew a lot about farming, (2) so (so / or) of course they introduced their ideas to their new country. (3) Because



(But / Because) Muslim farmers came from dry climates, they knew how to use water well. (4) For example, (Although / For example,) they built channels (5) in order to (in order to / and) carry river water to large areas of dry land. (6) Therefore (Therefore, / However,) they were soon growing crops in large quantities – (7) and (and / but) becoming rich. These farmers also knew about crops that grew well in hot climates, (8) and so (and so / or) they introduced a lot of new ones, including lemons, oranges, dates and rice.

- 2 Now choose connecting words from the pairs in brackets to fill gaps 1–8.

1 Work in groups to discuss the Al-Aqsa Mosque. Do these tasks.

- 1 Share all you know about the Al-Aqsa Mosque in Jerusalem. Think about:
 - where it is
 - why it is important
 - its age and size
- 2 Report your information and ideas to the class. Make notes of new things that you hear – things that your group did not discuss.

Unit task: Describing a famous Palestinian building



2 Use the notes to write another paragraph for Mike’s project. Do these tasks.

- 1 Read topic sentences a–c and the paragraph notes below. Add the best of a–c.
 - a There was one beautiful building in Al-Andalus.
 - b The Great Mosque of Cordoba is in the south of Spain.
 - c Al-Andalus was famous for its beautiful mosques.
- 2 Work in pairs. Use the paragraph notes to produce the rest of the paragraph. Add connecting words and other words that are necessary.

The architecture of mosques in Al-Andalus:

/ most famous one of all / Great Mosque of Cordoba. / This / heart of / ancient Muslim capital in / south of Spain. It / important because / largest and greatest example of early Islamic architecture / al-Andalus. It seems they started working on / new mosque / 785. – soon after / Muslims took over Spain / set up their new capital. Work / finally finished / 988. / has changed shape / size several times since then, and today / 128 metres long / 115 metres wide.



3 Work in pairs. Write a new paragraph. Do these tasks.

Al-Andalus was famous for its beautiful mosques. The most famous one of all is the Great Mosque of Cordoba. This is in the heart of the ancient Muslim capital in Cordoba. It is important because it is the largest and greatest example of early Islamic architecture in Al-Andalus. It seems they started working on the new mosque in 785, soon after the Muslims took over Spain and set up their new capital. Work finally finished in 988. It has changed shape and size several times since then, and today it is 128 metres long and 115 metres wide.

1 Look at the pictures on the next page. Make statements.

- | | | | |
|---|---------------------------------------|---|--------------------------------------|
| 1 | In the first picture, we can see Omar | 4 | of Omar's trip to America. |
| 2 | All of them look worried about | 3 | and the Haifawis are saying goodbye. |
| 3 | In the second picture, Omar | 2 | the weight of a large bag. |
| 4 | This seems to be the end | 1 | and his cousins, Adnan and Yasmeen. |

2 Work in pairs. Do the tasks.

- Remember Units 3 and 5. Remember what Omar and his cousins did together.
- Remember Units 8, 9, 10 and 12. Again, remember what happened.
- Remember something that someone said or did in each unit.
- Report the things you remember to the class.

3 Listen and answer the questions. 23

- Why does Mr Haifawi want to go soon? **Because the roads will soon get busier**
- How many kilos can Omar take in his big bag? **he can take 20 kilos.**
- What does Omar think he should do about the weight problem? **He thinks he should leave some things**
- Does Adnan agree? **No, Adnan says that he should put some things in his backpack.**
- What does everyone chat about before they finally say goodbye? **They chat about Omar's visit.**

4 Listen and read. 24

It is Omar's last day, and the Haifawis plan to put him on his plane home. However, he is late – even with Adnan's help.

Mr Haifawi The roads will soon get much busier, so we need to go.

Mrs Haifawi I can turn the radio on in order to get the traffic news.

Mr Haifawi Good idea. If we leave much later, he'll miss his plane! Yasmeen, could you tell the boys we haven't got much time?

Mrs Haifawi And how many kilos has he got? He can only carry 20.

* * * * *

Yasmeen Omar, Dad says if we leave much later, you'll miss your plane.

Omar OK!

Adnan We're coming!

Yasmeen And Mum's asking how many kilos you've got. You can only take 20, she says.

Adnan Let's check the weight.

Omar ... Oh, no. It's more than 20. It's 23! I'd better leave some things – things that are heavy. I've got some magazines, and they're heavier than anything else. Would you like them?

Adnan Thanks, but take them in your backpack. You can carry that with you on the plane.

Omar Good! I'm ready!

Yasmeen Great! Let's go!

* * * * *

In fact, the roads are not as busy as Mr Haifawi thought. So, in the end, they have some time to chat happily about Omar's visit before they finally say goodbye.



1 Read and mark the sentences true (✓) or false (X)?

- 1 Mrs Haifawi offers to turn on the TV traffic news.
- 2 Mr Haifawi thinks that Omar will not catch his plane if they do not leave soon.
- 3 Yasmeen takes three messages from her parents to the boys.
- 4 Omar wants to leave his magazines because he wants to give Adnan a present.
- 5 In the end, there is no time to talk before they have to say goodbye.

Work in pairs. Check your answers and correct the false ones.

2 Read part 1 and answer the questions.

- 1 What do the Haifawi's plan to do? **They plan to put Omar on his plane home**
- 2 What is the problem however? **The problem is that Omar isn't ready.**

3 Read part 2 and answer the questions.

- 1 Which person is the one who seems the most worried about time? **Mr Haifawi**
- 2 What does he say about the roads? **He says that they get busier later on.**
- 3 What does Mrs Haifawi offer to turn on the radio for? **In order to hear the traffic news.**
- 4 What does she want to know? **If the traffic is getting bad**
- 5 How many kilos does she say Omar can take? **20**





4 Read part 3 and answer the questions.

- 1 How much heavier is the bag than it should be? **3 kilos**
- 2 What kind of thing does Omar say he had better leave? **some heavy things**
- 3 What heavy things does he have in his bag? **some magazines**
- 4 Who does he offer them to? **To Adnan**
- 5 What does Adnan think he should do instead? **He should put the magazines in his backpack**

5 Read part 4 and answer the questions.



















- 1 Are the roads as busy as Mr Haifawi thought? **No, they aren't.**
- 2 Before they say goodbye, do Omar and the Haifawis have any time to do anything else?
They have time to chat about Omar's visit.

1 Compare the cars. Use the forms that you see below.

				
	the Star	the Hurricane	the Tiger	the Classic
How good does it look?	☆☆☆☆☆	☆☆☆	☆☆☆☆	☆☆☆☆
How expensive is it?	☆☆☆☆	☆☆☆☆☆	☆☆☆☆	☆☆☆
How fast does it go?	☆☆☆☆	☆☆☆☆	☆☆☆☆☆	☆☆☆
How nicely does it drive?	☆☆☆	☆☆☆☆	☆☆☆☆	☆☆☆☆☆

- A I think the Hurricane looks quite good. B Yes, but it doesn't look as good as the Tiger.
 A And the Classic looks better than the Hurricane, too. B But I think the Star looks the best of all.

2 Choose, buy and prepare the right food to give Tariq and Fuad. Do the tasks, and use the forms that you see below.

	tomato soup	vegetable soup	kebabs	chicken pieces	potatoes	rice	peppers	tomatoes
 Tariq								
 Fuad								

- 1 Choose what both of them like.
 A Do they like tomato soup? B Well, Fuad doesn't mind tomato soup, but Tariq doesn't like it.
 A But what about vegetable soup? B Ah! Both of them like ...
- 2 Say what you are going to buy. Look at the shopping list for the quantities.
 A First, we don't need any tomato soup.
 B That's right. We're just going to get some ... Let's get (quantity). And next, we don't need ...
 A That's right. We're just ...
- 3 Say how long you need to cook each thing.
 A How long do we need to cook the vegetable soup? B That will take six minutes.

Shopping list
 vegetable soup 2 cans
 Chicken pieces kilo
 rice 1 bag
 tomatoes 1/2 kilo

Cooking times
 6 minutes
 30 minutes
 20 minutes
 5 minutes

1 Name and describe people. Do the tasks, and use the forms below.

- A Who are these people?
- B The one in ... / with ... is (Name).
- A Oh, I see. Do you mean the one who's ...?
- B Yes, that's right.



2 You are at the picnic. Advise the others with *You'd better ...* and the words below.

- 1 A I've brought some wood to make a fire.
B / put / down over there with / other / pieces / wood
You'd better put it down over there with the other pieces of wood.
- 2 A I don't like wearing a hat, but the sun is very strong today.
B / put / on / keep cool **You'd better put it on to keep cool.**
- 3 A I've cooked one side of the burgers.
B / turn / over / cook / other side **You'd better turn them over to cook the other side.**
- 4 A Well, that was delicious, but what are we going to do with all these plates now?
B / tidy / up and put / away in / picnic box. Then / take / over / our car.
You'd better tidy them up and put them away in the picnic box. Then you'd better take it over to our car.

3 Talk about places to visit in order to do things there. Do these tasks.

- 1 Look at the list and tick (✓) three places to visit.
the cinema the music shop the library
the beach the market the park
- 2 Decide the purpose of each visit. Use these or your own ideas.
see the new Batman™ film buy a new CD borrow some books
have a swim buy some kunafeh meet some friends
- 3 Have conversations like this.
A I'm going to go to (the cinema) to / in order to (see the new Batman™ film).
B That sounds fun / interesting.
A Would you like to come, too?
B Thanks, I'd love to. / Thanks, but I'd prefer to (watch the football on TV).

1 Work in groups. Take turns to ask, report and answer questions about your families.

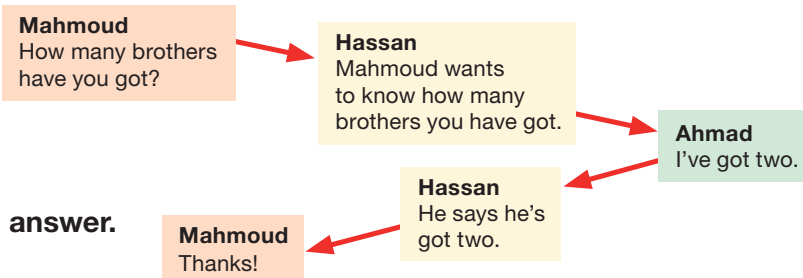


Mahmoud Hassan Ahmad

Write down more questions to ask about the families of your partners – questions like these.

- How many sisters have you got?
- How old are they?
- What are their names?
- Where do they go to school?

Then take turns to ask, report and answer. Use your own names.



2 Complete the conversations. Use these expressions.

- 1 **A** I've finally finished painting the outside of the house.
B Well done! Now you can begin painting the inside!
- 2 **A** Excuse me.
B Yes. How can I help you?
A I'd like to try those two jackets, please.
- 3 **A** Which jacket do you prefer?
B I think the blue one is just right.
A I agree. It looks very good.
- 4 **A** I've drawn a picture of you.
B Really? Let's have a look.
A Here it is. It's a present for you.
B Thanks very much. It's really very good
- 5 **A** I'm sorry, but I can't go to the cinema with you.
B Come on! Say yes! You can't work all the time.
A Well, all right. Just this one time.
- 6 **A** Hello. Hisham Jabir speaking
B Good evening, Mr Jabir. This is Rania. Could I speak to Muneera, please ?
- 7 **A** Oh, good evening, Rania. Yes, of course. Could you hold, please? I'll call her.
B Thank you very much.
- 8 **A** Muneera! It's for you.
B Thanks, Dad. I'm just coming.

Come on! Say yes!
Could I speak to ... please?
Could you hold, please?
How can I help you?
It's for you.
... just right.
Let's have a look!
Well, all right.
Well done!

3 Listen and check. Then practise in pairs. 25

4 Listen and write down what you hear. 26

1 Look at the picture and answer the questions.



- 1 What can you see from the window in the picture? **planes, runway**
- 2 Why are the Haifawis there? **to say goodbye to Omar**
- 3 What are they probably talking about? **About Omar's visit.**

2 Listen and tick (✓) the things that the Haifawis choose.



(Tick again if another person chooses the same thing.)

- 1 chicken sandwich, 1 tomato salad,
- 2 small pizzas, 1 regular pizza,
- 1 cake, 2 large ice creams,
- 2 apple juices, orange juice,
- 1 lemon tea, 1 ice coffee

MENU			
To eat			
Sandwiches	cheese	3.00	___
	chicken	3.50	___
Salads	green	3.00	___
	tomato	4.00	___
Pizzas	small	6.00	___
	regular	7.50	___
	large	9.00	___
Ice cream	regular	2.50	___
	large	3.50	___
Cakes	(each)	3.00	___
To drink			
Fruit juice	apple	2.50	___
	grape	2.50	___
	orange	2.50	___
Tea	regular	1.50	___
	lemon	1.50	___
	green	1.50	___
	ice	1.50	___
Coffee	regular	2.00	___
	large	2.50	___
	ice	2.00	___

3 Work in pairs. Take the parts of Mr Haifawi and the waiter.

- A** Now let me check that I've got everything right. (Read back the order, but make a mistake.)
B (Listen for the mistake.) Sorry, but there's something wrong. It should be ...

4 Revision unit task: You are going to write about English and yourself.

1 Think, and then complete the table. (Tick (✓) 1, 2, 3, 4 or 5 for each area.)

How much better my English has got this year.					
	1	2	3	4	5
Reading					
Writing and spelling					
Listening					
Speaking and pronunciation					

- 1 = just a little better;
- 3 = quite a lot better;
- 5 = very much better

2 Work with a partner. Compare your progress in different areas.

Student A I think my (reading) has got (quite a lot better) this year. What about you?

Student B I feel my (reading) has (just got a little better), but I think my (writing and spelling) have got very much better. What about you?

3 Use the table in activity 1 to help you write two paragraphs.

Paragraph 1: things (for example, your reading) that have gone well this year. Give examples.

Paragraph 2: things that have been harder. Say what you hope to do better next year.

My dictionary

Write the words in Arabic to help you remember what they mean.

Al-Andalus <i>n</i>	_____	coffee shop <i>n</i>	_____
Alhambra <i>n</i>	_____	Come on! Say yes!	_____
all right <i>adj</i>	_____	comfortably <i>adv</i>	_____
American <i>adj</i>	_____	congratulations <i>n</i>	_____
ancestor <i>n</i>	_____	construct <i>v</i>	_____
architecture <i>n</i>	_____	Cordoba <i>n</i>	_____
area <i>n</i>	_____	Could I speak to her, please?	_____
as (= in the form of) <i>adv</i>	_____	_____	_____
as ... as	_____	Could you hold, please?	_____
assistant <i>n</i>	_____	_____	_____
backpack <i>n</i>	_____	counsellor <i>n</i>	_____
Baghdad <i>n</i>	_____	crazy about	_____
beard <i>n</i>	_____	crop <i>n</i>	_____
begin <i>v</i>	_____	curly <i>adj</i>	_____
Brazil <i>n</i>	_____	custom <i>n</i>	_____
bride <i>n</i>	_____	date of birth <i>n</i>	_____
Britain <i>n</i>	_____	daughter <i>n</i>	_____
can <i>n</i>	_____	deep <i>adj</i>	_____
Canada <i>n</i>	_____	discuss <i>v</i>	_____
carton <i>n</i>	_____	disease <i>n</i>	_____
celebrate <i>v</i>	_____	dough <i>n</i>	_____
centimetre (cm) <i>n</i>	_____	Dr	_____
centre <i>n</i>	_____	during <i>prep</i>	_____
check <i>v</i>	_____	DVD <i>n</i>	_____
China <i>n</i>	_____	export <i>v</i>	_____
climate <i>n</i>	_____	farming <i>n</i>	_____
clothes <i>n</i>	_____	follow <i>v</i>	_____
coat <i>n</i>	_____	full <i>adj</i>	_____

German *adj* _____

Germany *n* _____

given name *n* _____

glasses *n* _____

gloves *n* _____

grade *n* _____

Granada *n* _____

groom *n* _____

ground meat *n* _____

guest *n* _____

Haifa *n* _____

half *adj* _____

hard (= not soft) *adj* _____

Hello. Khalid Haifawi speaking.

hold *v* _____

hotel *n* _____

housework *n* _____

human being *n* _____

hurry up *v* _____

husband *n* _____

ice cream *n* _____

ice *n* _____

import *v* _____

in order to _____

including *prep* _____

India *n* _____

Ireland *n* _____

Is anything wrong? _____

Islam *n* _____

Islamic *adj* _____

Italian *adj* _____

Japan *n* _____

jar *n* _____

just (= exactly) *adv* _____

Kuwait *n* _____

land *n* _____

large *adj* _____

list *n* _____

litre *n* _____

long ago _____

look up *v* _____

lovely *adj* _____

medical *adj* _____

Mexico *n* _____

moustache *n* _____

Muslim *n* _____

of course _____

Oh, and one more thing ...

Oh, let's have a look! _____

on the line _____

once *adv* _____

operation *n* _____

personal details *n* _____

pick up *v* _____

Poor you! _____

probably *adv* _____

produce *v* _____

purpose *n* _____

put down <i>v</i>	_____	straight <i>adj</i>	_____
quality <i>n</i>	_____	student <i>n</i>	_____
quantity <i>n</i>	_____	take over <i>v</i>	_____
question <i>n</i>	_____	text message <i>n</i>	_____
regular <i>adj</i>	_____	thick <i>adj</i>	_____
rich <i>adj</i>	_____	tidy <i>adj</i>	_____
ring <i>n</i>	_____	tomato paste <i>n</i>	_____
Rome <i>n</i>	_____	tourism <i>n</i>	_____
Russia <i>n</i>	_____	tourist <i>n</i>	_____
safety (boots) <i>n</i>	_____	tower <i>n</i>	_____
Scotland <i>n</i>	_____	tub <i>n</i>	_____
set up <i>v</i>	_____	turn off <i>v</i>	_____
shoe shop <i>n</i>	_____	uniform <i>n</i>	_____
side <i>n</i>	_____	various <i>adj</i>	_____
size <i>n</i>	_____	Well, all right.	_____
smart <i>adj</i>	_____	wheat <i>n</i>	_____
son <i>n</i>	_____	wife/wives <i>n</i>	_____
spaghetti <i>n</i>	_____	work on <i>v</i>	_____
Spain <i>n</i>	_____	work out <i>v</i>	_____
spirit <i>n</i>	_____	wrong <i>adj</i>	_____
sports shop <i>n</i>	_____	Yasmeen, it's for you.	_____
stick <i>v</i>	_____	zero <i>n</i>	_____

Macmillan Education
Between Towns Road, Oxford OX4 3PP
A division of Macmillan Publishers Limited
Companies and representatives throughout the world

ISBN 978-0-230-41572-0

Text, design and illustration © Macmillan Publishers Limited 2013

Written by Mike Macfarlane

The author has asserted his right to be identified as the author of this work in accordance with the Copyright, Design and Patents Act 1988.

First published 2013

All rights reserved; no part of this publication may be reproduced, stored in a retrieval system, transmitted in any form, or by any means, electronic, mechanical, photocopying, recording, or otherwise, without the prior written permission of the publishers.

Designed by Melissa Orrom Swan
Typeset by J&D Glover Ltd
Illustrated by Gary Wing
Cover design by Macmillan Publishers Limited 2011
Cover photograph by Mahmoud illean/Demotix/Corbis
Picture research by Alison Prior

The author and publishers would like to thank the following for permission to reproduce their photographs:

Alamy/Juice Images p46(two men), Alamy/Hanan Isachar p32(l), Alamy/Steven Frame p32(tr), Alamy/Larry Lilac p46(toddlers), Alamy/MBI p46(woman), Alamy/Stefano Politi Markovina p75(b), Oleskiy Maksymenko p78 (yellow and green cars), Alamy/Christine Osborne p32(tc), Alamy/Sean Pavone p75(t), Alamy/Ivan Vdovin p32(b), Alamy/Zoonar/GmbH p46(boot); **Corbis** p46(toddler), Corbis/Jamie Grill p46(baby); **Getty Images**/Buccina Studios p44, Getty Images Hiroshi Higuchi p68, Getty Images/Siri Stafford p44(three people); **Macmillan** p46(mouth); **Thinkstock**/iStockphoto pp26, 46(single man), 46(group of feet), 46(mice), 78.

The author(s) and the publishers would like to thank the following for permission to reproduce the following copyright material:

Complete poem entitled 'Thanksgiving' by Ivy O. Eastwick, reprinted with approval;
Complete poem entitled 'Geography' by John Kitching, reprinted by approval of the poet.

Any views expressed in this publication are those of the Palestinian National Authority and represented by the Publisher on behalf of the Authority.

These materials may contain links for third party websites. We have no control over, and are not responsible for, the contents of such third party websites. Please use care when accessing them.

Although we have tried to trace and contact copyright holders before publication, in some cases this has not been possible. If contacted we will be pleased to rectify any errors or omissions at the earliest opportunity.

Printed and bound in Palestine
2017 2016 2015 2014 2013
10 9 8 7 6 5 4 3 2 1